



Democratic Services

Location: Phase II

Ext: 0692

DDI: 01895 250692

CMD No: 1382

**To: COUNCILLOR SUSAN O'BRIEN
CABINET MEMBER FOR CHILDREN, FAMILIES &
EDUCATION**

c.c. All Members of the Children, Families &
Education Select Committee

c.c. Abi Preston, Director of Education & SEND

c.c. Julie Kelly, Corporate Director of Children's
Services

Date: 11 April 2025

Non-Key Decision request

Form D

ANNUAL SCHOOL PLACE PLANNING UPDATE - SCHOOL ORGANISATION PLAN 2025

Dear Cabinet Members,

Attached is a report requesting that a decision be made by you as an individual Cabinet Member. Democratic Services confirm that this is not a key decision, as such, the Local Authorities (Executive Arrangements) (Meetings and Access to Information) (England) Regulations 2012 notice period does not apply.

You should take a decision **on or after Wednesday 23 April 2025** in order to meet Constitutional requirements about publication of decisions that are to be made. You may wish to discuss the report with the Corporate Director before it is made. Please indicate your decision on the duplicate memo supplied and return it to me when you have made your decision. I will then arrange for the formal notice of decision to be published.

Ryan Dell
Democratic Services Officer

Title of Report: Annual School Place Planning Update – School Organisation Plan 2025

Decision made:

Reasons for your decision: (e.g. as stated in report)

Alternatives considered and rejected: (e.g. as stated in report)

Signed Date.....

Cabinet Member for Children, Families & Education

ANNUAL SCHOOL PLACE PLANNING UPDATE - SCHOOL ORGANISATION PLAN 2025

Cabinet Member & Portfolio	Councillor Susan O'Brien – Cabinet Member for Children, Families & Education
Responsible Officer	Julie Kelly – Corporate Director of Children Services
Report Author & Directorate	Abi Preston – Director of Education & SEND
Papers with report	Appendix 1 – School Organisation Plan: 2024 to 2025 Appendix 2 – School Organisation Plan: 2024 to 2025 – Appendices

HEADLINES

Summary	<p>School place planning is a statutory function of the Council as a local authority (LA) and involves liaison with all schools and Trusts in the borough, and with neighbouring LAs. The duty is to have a sufficiency of school places to meet parent demand across the borough. School place planning sets a strategic framework in which the LA and every school can operate, requiring an annual review and decisions to be agreed with individual schools and Trusts to adjust supply, and to inform timely capital investment and building decisions and negotiations with the DfE.</p> <p>The School Organisation Plan was approved for publication by Cabinet, 18 April 2024 and it was agreed that it would be updated and presented to the Cabinet Member, relevant Select Committee and schools annually with the latest data and forecasts.</p> <p>This report presents to Cabinet Member the updated School Organisation Plan for Hillingdon which will provide the following:</p> <ul style="list-style-type: none">• An overview of the education landscape in Hillingdon• A summary of current pupil numbers and projected demand in primary and secondary phases, including specialist provision• Options for the Local Authority (LA) to consider when determining the need to increase or reduce school places.
Putting our Residents First Delivering on the Council Strategy 2022-2026	<p>This report supports our ambition for residents / the Council of: An efficient, well-run, digital-enabled council working with partners to deliver services to improve the lives of all our residents</p> <p>This report supports our commitments to residents of: Thriving, Healthy Households</p>
Financial Cost	There are no direct financial implications associated with the recommendations in this report.

Select Committee	Children, Families & Education Select Committee.
Wards	All

RECOMMENDATION

That the Cabinet Member agrees the School Organisation Plan 2025 for publication.

Reasons for recommendation

As an education authority, the Council must plan for a sufficiency of places and efficient use of resources. The School Organisation Plan will support strategic planning and assist the council to comply with our statutory duties and for schools to be kept informed of the data projections in order to plan effectively.

Select Committee comments

The Children, Families & Education Select Committee met on 20 March 2025 to consider this in draft and welcome officers' confidence in the accuracy of school place projections whilst recognising the need for close monitoring moving forward. The Committee also note that the School Organisation Plan has been a positive step forward in helping to monitor numbers and in ensuring a sufficiency of places. Furthermore, the Committee are pleased to note that bulge classes would not be needed in the future.

Democratic compliance/ previous authority

Cabinet on 18 April 2024 received the Council's latest School Organisation Plan and agreed that for future years to delegate this to be presented to the Cabinet Member, Select Committee and Schools annually with the latest data and forecasts.

SUPPORTING INFORMATION

The Council is responsible for planning, organising, and commissioning places for all state-funded schools in Hillingdon. This ensures that high standards are maintained and that fluctuating pupil numbers are managed efficiently, leading to the best outcomes for our children and young people, as well as the sustainability of schools.

Local Authorities were previously required to publish a plan setting out how they would provide sufficient school places for the children within their borough which was a requirement of the School Standards and Frameworks Act 1998 but has since been repealed by the Children and Families Act 2004. The Education Act 1996, Education and Inspections Act 2006 and School Standards and Framework Act 1998 no longer require local authorities to provide this. However, strategic planning remains an invaluable tool. It assists Local Authorities in fulfilling their statutory obligations and ensures that schools are kept informed of data projections, facilitating effective long-term planning.

The Plan is presented in 3 Sections; **Introduction, Context and Strategy** with the following 13 sub sections. The data provided in these sections will be updated annually, with changes highlighted in this report:

- **Purpose and scope**

- **Government Regulations, Guidance and Policies**

Highlights the statutory duty of the council to provide sufficient school places for its residents.

Until 2018, the number of children admitted into Hillingdon schools from other Councils ('imports') was equal to the number of Hillingdon children attending schools outside of the Borough ('exports'). Since then, 'imports' have decreased to 10.5% on National Offer Day 2024 and 'exports' of resident pupils to schools in other LAs have increased to 15.0% of residents. Therefore, Hillingdon is currently a net exporter. There has been a 0.5% reduction of imports since National Offer Day 2023 (from 11%) and further 0.2% reduction (from 14.8%) of exports.

- **Funding and Delivery**

Acknowledges the funding sources available to support additional school places and introduces the role of the Schools Forum.

- **Hillingdon Demographics**

Provides an understanding of the resident population of Hillingdon and housing development which must be taken into consideration and incorporated into school place planning projections.

- **Hillingdon Schools**

Provides a review of the types of schools within Hillingdon, an inspection summary and a breakdown of pupils on roll since 2014/2015 in Nursery, Primary, Secondary, Sixth Form and Special Schools

There has been a gradual increase in pupil numbers between 2014/15 and 2024/25, rising from 49,384 to 52,574, an increase of 6.5%. A reduction of 0.5% from presented in the School Organisation Plan 2024 (which was 7%).

However, the increase has not been across all ages, and there has been 23.8% reduction in Nursery aged children (25% last year).

Significant growth in pupils attending a special school, where we have seen growth of 110% since 2014. This is an increase of 14.3% from the School Organisation Plan 2024.

Oct 2014 = 569

Oct 2023 = 1045 (+476 or +84% since 2014)

Oct 2024 = 1194 (+625 or +110% since 2014 // +149 or +14% since 2023)

- **Pupil Forecasting**

Shares factors taken into consideration when creating projections, such as development, birth rates and migration.

Since September 2021, we have had 959 applications from asylum-seeking families residing in temporary Home Office accommodation – a further 179 applications since the 780 - that was presented in the School Organisation Plan 2024.

- **Place Planning**

Outlines options available to the Local Authority to ensure the sufficiency of high quality school places at the right time to meet future need.

The forecasts used in this Plan suggest that the total number of:

- Primary school pupils (R-Y6) on roll by 2030 / 31 will be 24,905, down 5.8% from October 24 Census. (A reduction of 11.4% was presented in the School Organisation Plan 2024).
- Secondary school pupils (Y7-Y11), on roll by 2030 / 31 will be 17,675, down 2.5% from October 24 Census. (A reduction of 4.9% was presented in the School Organisation Plan 2024).
- Sixth form pupils (Y12-Y13) on roll by 2030 / 31 will be 4,286, down 0.9% from October 24 Census, (A reduction of 1.9% was presented in the School Organisation Plan 2024)

For the academic year 2026/27, the admissions authority for 1 non community school has formally agreed on a PAN reduction. This will reduce the PAN by 30 places for the school – a total of 30 places.

A proposal to amalgamate an additional infant and Junior School is being presented to Cabinet in April 2025, and other Infant and Junior schools will be recommended for amalgamation in line with the Council Amalgamation policy.

Childcare and Early Education

The current provision of early learning and childcare places in Hillingdon and the planned growth, taking into consideration the change in parents' entitlement to funded childcare that took effect from April 2024 and was rolled out further in September 2024. This entitlement will broaden further in September 2025, with eligible parents being able to receive up to 30 hours of funded childcare, from the term after their child is nine months old.

There are currently:

- 181 registered childminders – 5 less than presented in the School Organisation Plan 2024 (186)
- 57 school-based nurseries – no change
- 144 Private Voluntary and Independent (PVI) settings 2 less than presented in the School Organisation Plan 2024 (146)
- 1 Council-maintained nursery school - no change

Since September 2024, five schools have changed their age range to be able to offer funded places to eligible children from the term after their second birthday. A further primary school has completed a consultation recently to lower their age range and another school is also considering making this change.

The priority for place planning is ensuring that there are sufficient places for children aged under two who will be eligible for up to 30 hours of funded childcare.

• Primary Place Planning

A breakdown of all settings in the 14 primary Pupil Planning Areas (PPAs) of Hillingdon as well as the school place forecasts by planning area from the School Capacity Survey (SCAP) submission 2024.

PPA Headlines

PPA 1 and 12 in the next 7 years are projected to show the most growth, both at 16.67% of their current Reception PAN (10 and 50 places respectively).

PPA 1 - This area is predominantly rural and very isolated from the rest of the borough, it is surrounded by Hertfordshire with one lone village served by an infant and junior school which

must have sufficient capacity to meet local demand. The year groups fluctuate, and this has caused challenges for both schools in relation to budget and class management.

PPA 12 - This area has experienced volatility in rolls due to changes of housing tenure linked to Covid and Heathrow uncertainty, leading to housing previously leased by the airport being used by families and increasingly by government agencies for temporary rehousing of vulnerable families. This PPA borders with PPAs 11, 13 and 14 as well as Hounslow.

PPA 9 and 13 show a projected decrease in pupil numbers of 11.85% and 11.11% of their current Reception PAN (-32 and -10 places respectively).

PPA 9 - This area is adjacent to PPA 11 and to the borough of Ealing and therefore can be affected by demand for places from outside the PPA/Borough.

PPA 13 - The two schools in this PPA serve distinct villages and communities, though there has been a change in the pupil population as more housing has been vacated and taken over by agencies for temporary housing. The Heathrow Airport Expansion plan could affect the area in the long term if the project proceeds.

- **Secondary Place Planning**

A breakdown of all settings in the 2 secondary Pupil Planning Areas (PPAs) of Hillingdon as well as the school place forecasts by planning area from the School Capacity Survey (SCAP) submission 2024.

The October 2024 census shows a year-on-year fall in secondary numbers (not including 6th form) for the first time since 2014 (225 less than October 2023).

PPA Headlines

The North of the borough in the next 7 years is projected to show a decrease of 5.63% compared to the current total Year 7 PAN (-95 places).

The South of the borough in the next 7 years is projected to show a decrease of 13.7% compared to the current total Year 7 PAN (-279 places).

Rolls have stabilised at a high level, and revised projections show Year 7 intake have passed their peak, while the total secondary roll is expected to peak in Sept 2026.

There is significant movement of pupils living to the south of the A40 travelling to schools north of the A40. 28% of pupils offered a place in a school in the north are resident in the south of the borough, compared to only 2% in the opposite direction. The operation of the different admission criteria and parental preferences can create unpredictable outcomes. This fluctuates and requires a margin of spaces both north and south of the Borough to absorb any movement.

- **Post 16 Planning**

The number of young people accessing post 16 provision in Hillingdon and the partnerships in place.

- **Special Education Needs (SEN) - Special Schools & Alternative Provision (AP)**

A breakdown of the specialist provision in the borough as well as the projected demand for additional places and the current projects in place to meet demand.

Within mainstream schools - In Autumn 2023, SEND Support was 11.8% and 2.5% EHCPs. In Autumn 2024, 12.2% of children are on SEND Support and 2.8% with EHCPs showing additional growth.

There is also a change from last year's projections, for residents with EHCPs now expected to be 4055 in 2029 / 30 compared to 4493 presented in the School Organisation Plan 2024 (a drop of 438)

There are currently 27 AP providers signed up to the Dynamic Purchasing System (DPS), providing officers with a broad range of provisions to consider when seeking alternative provision for a Hillingdon child.

- **Next Steps**

Acknowledges that we must continue to monitor the data and update the relevant committee as well as stakeholders via strategic groups such as Schools Strategic Partnership Board (SSPB) and Head Teachers Termly to help manage demand.

Financial Implications

There are no direct financial implications to the general fund of the LA from this policy and in the execution of its duty of providing sufficient school places.

Decisions on expansions are carefully considered, and funding for additional provision is sourced from DfE / ESFA grants and / or other capital funding sources such as CIL funding.

Proposals for amalgamations will have no impact on general fund but its implications on school finances will be considered at the time of amalgamation.

Expansion for school PAN is funded from the growth fund as directed by the schools' block distribution via the schools forum. PAN reductions on the other hand, have no financial impact on general fund. Resource re-allocation at the school in line with a reduced PAN ensures any financial strain from reduction has been mitigated.

RESIDENT BENEFIT & CONSULTATION

The benefit or impact upon Hillingdon residents, service users and communities

The School Organisation Plan will support strategic planning and assist the council to comply with its statutory duty to provide sufficiency of school places to meet parent demand across the borough. It will also allow for schools to be kept informed of the data projections in order to plan effectively for future demand.

CORPORATE CONSIDERATIONS

Corporate Finance

Corporate Finance have reviewed this report and concur with the Financial Implications set out above, noting there are no direct financial implications on the General Fund associated with the recommendations in this report, with the recommendations supporting the delivery of the Schools Budget.

Legal

There are no specific legal implications arising from this report.

BACKGROUND PAPERS

NIL.

APPENDICES

Appendix 1 – School Organisation Plan: 2024 to 2025

Appendix 2 – School Organisation Plan: 2024 to 2025 – Appendices

London Borough of Hillingdon

School Organisation Plan



Contents

Section 1 Introduction	4
1.1 Purpose and scope	4
Section 2 Context	5
2.1 Government Regulations, Guidance and Policies	5
2.2 Funding and Delivery	6
2.3 Hillingdon Demographics	6
2.4 Hillingdon School	7
2.5 Pupil Forecasting	11
Section 3 Strategy	12
3.1 Place Planning	12
3.2 Childcare and Early Education	15
3.3 Primary Place Planning	17
3.4 Secondary Place Planning	18
3.5 Post 16 Planning	20
3.6 Special Education Needs and Disabilities (SEND) - Special Schools & Alternative Provision Planning	21
3.7 Next Steps	29

Foreword from the Director of Education & SEND

One of the Council's core commitments to residents is to provide thriving, healthy households where children, young people, their families and vulnerable adults and older people live healthy, active, and independent lives.

The School Organisation Plan is crucial to meeting this ambition, as it sets out the approach as to how we will manage surplus capacity in our schools, whilst ensuring sufficiency of places in all sectors of education, to ensure the best outcomes for our children and young people and sustainability of schools.

"Hillingdon's children and young people are the future of Hillingdon. We are just as ambitious for children and young people with Special Educational Needs and Disabilities (SEND), and those who access alternative provision, as we are for every other child." Hillingdon Local Area SEND and Alternative Provision Strategy for Children and Young People 0-25 years.

94% of Hillingdon's schools overall were judged Good or Outstanding at the end of 2023/24 academic year, an increase of 2% from the prior academic year. It is vital that all decisions linked to school organisation promote equality of opportunity and quality of provision.

We are keen to continue to strengthen our partnership working with Headteachers, governors and families as part of our strategic planning of education provision, working together to review the education landscape to manage the increases and decreases in demand for school places.

Abi Preston

Director of Education & SEND

1. Introduction

1.1 Purpose and Scope

The Council has a statutory duty to ensure there are sufficient places for every resident pupil (Education Act 1996, Section 14).

The Council continues to invest in education capacity and quality through the provision of school support and monitoring, and the expansion of schools where needed to meet demand. The Council's investment in new and modern education buildings and facilities continues to provide the high-quality learning environment that Hillingdon children need.

The mixed economy of Council maintained schools and academies / free schools in the Borough gives the Council a dynamic but central role in securing the best educational outcomes for children and young people in the Borough. Working in partnership with school leaders, multi-academy trusts and other relevant responsible authorities, the Council continues to promote high standards for all learners and to challenge underperformance where this occurs.

The Council must plan, organise, and commission places for all state-funded schools in Hillingdon to ensure high standards are maintained, diverse school communities supported, and sufficient places are available.

The demand for school places changes over time - this document is 'live' and, as such, will be updated annually. It sets out the Council's current projections over the next 7 years in order to understand where there will be a need to provide more school places and if there may be a need to provide fewer places. Increases in demand can lead to the creation of a new school or the expansion of existing schools, whereas decreases in demand can lead to a reduction in school provision.

We strive to communicate effectively with schools and school communities about the pressure for places in each area. However, the Council also endeavours to manage expectations regarding school organisation proposals. This document does not seek to definitively set out all the actions the Council intends to take in the future but rather is intended to provide an overview and outline our strategy to manage any changes effectively.

This document aims to present schools, governing bodies, and residents with the following:

- An overview of the education landscape in Hillingdon
- A summary of current pupil numbers and projected demand in primary and secondary phases, including specialist provision
- Options in place for the Council to consider when determining the need to increase or reduce school places

The School Organisation Plan will be updated annually with the latest census and School Capacity Survey (SCAP) data and forecasts. This may result in changes to existing proposals as the Council responds to the latest demographic changes in the Borough.

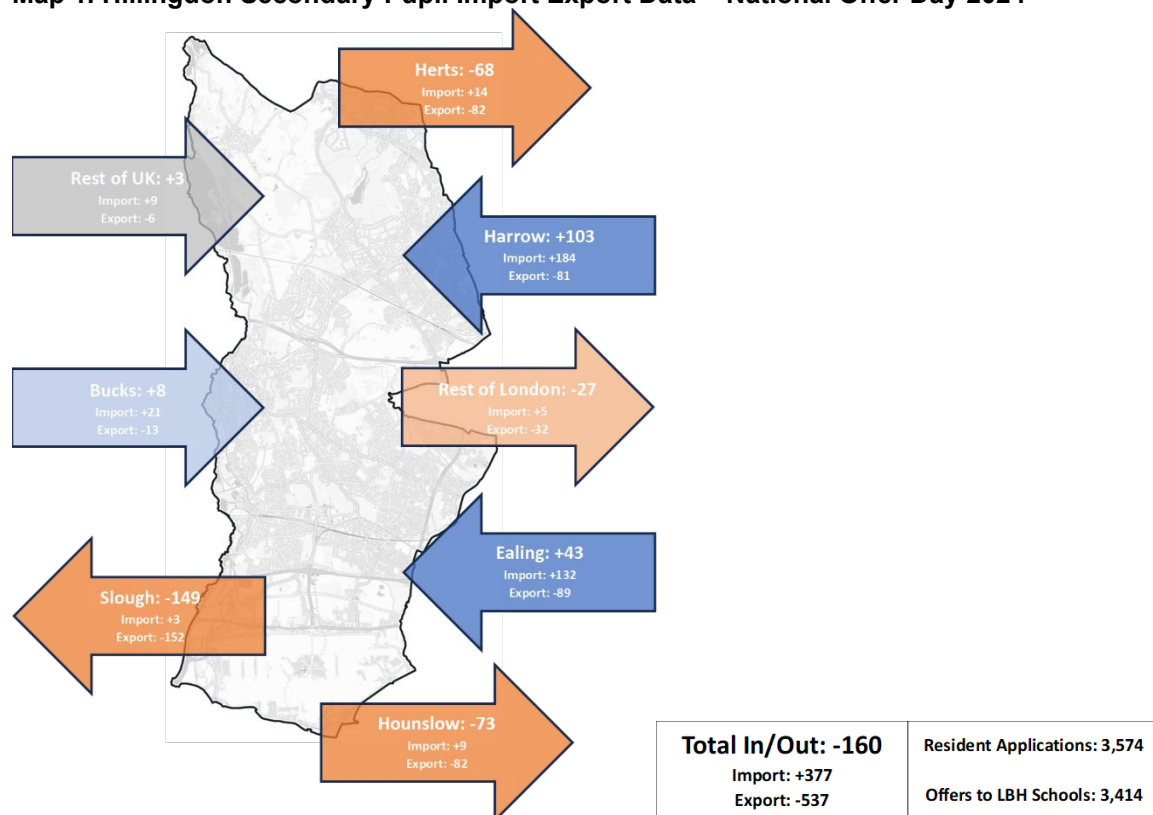
2. Context

2.1 Government Regulations, Guidance and Policies

The Council has a statutory duty to provide sufficient school places, oversee a fair admissions process and ensure that children with Special Educational Needs and Disabilities (SEND) have access to appropriate quality provision. This is to ensure that all pupils can access a school place if they apply. These duties are for all of the pupils who are resident in the Borough - including children attending schools in other Local Authority (LA) areas or independent schools.

The Council also has a range of responsibilities for the schools in the Borough, and the pupils and staff in them, depending on their legal status. Each type of school has different powers and governance, and a different relationship with the Council and the Department for Education (DfE), and each Council is different. All pupils have the flexibility to choose to go to school anywhere, as long as they meet the admissions criteria for the relevant school. Due to this, the Council must review the flow of children across the 7 neighbouring Councils as well as Hillingdon pupils educated in Hillingdon schools. Until 2018, the number of children admitted into Hillingdon schools from other Councils ('imports') was equal to the number of Hillingdon children attending schools outside of the Borough ('exports'). Since then, 'imports' have decreased to 10.5% on National Offer Day 2024 and 'exports' of resident pupils to schools in other LAs have increased to 15.0% of residents. Therefore, Hillingdon is currently a net exporter.

Map 1. Hillingdon Secondary Pupil Import Export Data – National Offer Day 2024



From 2010, the Council changed the way it funds schools, and now delegates most of the schools block funding directly to schools, rather than retaining a percentage of funding for central Council services to provide support to schools. This means that Hillingdon community

schools have greater autonomy than the average. Generally, schools are financially strong and resilient, and this was a benefit during the pandemic.

The London Borough of Hillingdon aims to offer every child a primary and secondary school place, either on national offer day for Reception and year 7 applicants, or within 15 school days of applying for a place for in-year applications. The Admissions team aim to offer places within a reasonable distance from the home address and, where possible, at one of the schools preferred by the parent. For further information about School Admissions please refer to the [School Admissions 2025 brochure](#).

2.2 Funding and Delivery

The London Borough of Hillingdon uses a mixture of funding sources to finance additional school places. Funding sources available include basic need grant from central government, Free School Education and Skills Funding Agency (ESFA) funding (when available) and potentially Section 106 and Community Infrastructure Levy (CIL) contributions from developers.

The London Borough of Hillingdon has a Capital Programme Works Service to help assist in the development of school expansions and new schools. Through the work of this team, school building projects are delivered to required standards and at good value, ensuring the best outcome from the investment of public funds. Reports are published twice a year through Cabinet (April and October).

Schools Forum

The Schools Forum is a requirement under the Department for Education (DfE) regulations and is governed by the *Schools Forums (England) Regulations 2012*, effective from 1st October 2012. Representatives from schools and academies make up the schools forum. There is also some representation from non-school organisations, such as nursery and 16-19 education providers. Please see the list of [Schools forum operational and good practice guide - GOV.UK](#)

The Schools Forum acts as a consultative body on some issues, and a decision-making body on others. One such area on which Schools Forums can make decisions on is whether to create a fund for significant pupil growth in order to support the Council's duty for place planning and agree the criteria for maintained schools and Academies to access this fund.

Proposals can be made to the Schools Forum which meets seven times a year (the minimum requirement is to meet four times a year). Regular updates on the delivery of new provision are provided to the High Needs subgroup of Schools Forum.

The Council cannot distribute extra funding to specific schools outside the funding formula and Schools Forum process.

2.3 Hillingdon Demographic

The London Borough of Hillingdon is the second largest of London's 32 boroughs, situated to the west of the capital. It has a unique location, bordering three neighbouring London Local Authorities (Ealing, Harrow, and Hounslow) as well as three Authorities outside of London (Buckinghamshire, Hertfordshire, and Surrey). According to the Census 2021, the current population is 305,900 of which 19,882 (6.5%) are aged 0 to 4 years, 20,469 (6.7%) are aged 5-9 years, 23,681 (7.7%) are aged 10-15 years and 14,871 (4.9%) are aged 16-19; in total, 25.8% of the Borough population is aged 0-19.

New Housing

The London Borough of Hillingdon has a housing target of delivering 10,830 self-contained homes between 2019/20 and 2028/29. Along with this, there are further plans to deliver other types of housing, such as student accommodation, older persons' housing, and shared accommodation, although many of these accommodation types are less likely to impact pupil numbers. The Mayor of London has committed to reviewing the adopted London Plan (2021) and has published a timeline to adopt this in 2027. This will contain a new housing target for the London Borough of Hillingdon.

New housing will be delivered in every ward over this period, with a higher concentration of housing in areas with more available brownfield land and higher public transport access. This includes the areas in and surrounding Uxbridge and Hayes town centres. The latest five-year projections of where housing will be built are shared annually by the Planning Policy Team with Education colleagues and incorporated within school place planning projections.

Developer Contributions

The Community Infrastructure Levy (CIL) is a charge which can be levied by local authorities on new development in their area. It is an important tool for local authorities to use to help them deliver the infrastructure needed to support development in their area.

Since 2014, this is a mechanism that the Council has used to support capital programmes across the Borough, including any education related projects. This funding is accessed through an internal capital process where projects will be assessed and prioritised in line with the Council's priorities.

However, there are some historic agreements with developers still paying Section 106 education contributions from before the CIL regime was adopted in 2014. Section 106 agreements may also exist with neighbouring local planning authorities, but these will be infrequent.

2.4 Hillingdon Schools

The schools' landscape in Hillingdon consists of ninety-nine state-funded settings which include a mixture of Council maintained schools and a range of other types of settings including academies, non-maintained special schools, and University Technical Colleges (UTCs)/studio colleges. Approximately 33% of all primary schools in Hillingdon are academies, with 67% remaining as maintained schools. In the secondary school sector, approximately 90% of all schools are academies with only 10% remaining as maintained settings. In the special school sector, approximately 70% of schools are academies whilst 30% are maintained by the Council.

Following the Academies Act 2010, schools have been able to convert from maintained to academy status and under current legislation states that all new schools must be free schools. There are currently forty-eight academy schools in Hillingdon (14 multi-academy Trusts who operate more than 1 school, and 7 standalone academy Trusts). Please refer to **Appendix 2** for breakdown.

Free Schools and Academies

Section 6A of the Education and Inspections Act 2006 requires local authorities to seek proposals for a new academy if it believes a new school needs to be established in its local area. As part of inviting proposals, the Council would be expected to identify a site and funding for any building works. Hillingdon is not able to determine where and when free schools open, although the ESFA, who manage the Free School programme, work closely with Council Officers to time openings to meet local demand. Free Schools, once opened, are also

academies. There are certain exceptions to the requirement to seek proposals for a new academy and these are set out in the legislation and expanded on in the statutory guidance "[March 2025](#)". There are currently 3 special Free Schools agreed for Hillingdon.

Types of Hillingdon State funded Schools

The range and number of state funded schools in Hillingdon is shown in Table 1 below. Place planning for independent schools is not undertaken by the Council. These schools sit outside the maintained sector.

Table 1. Total number of schools in Hillingdon based on type of provision – September 2024

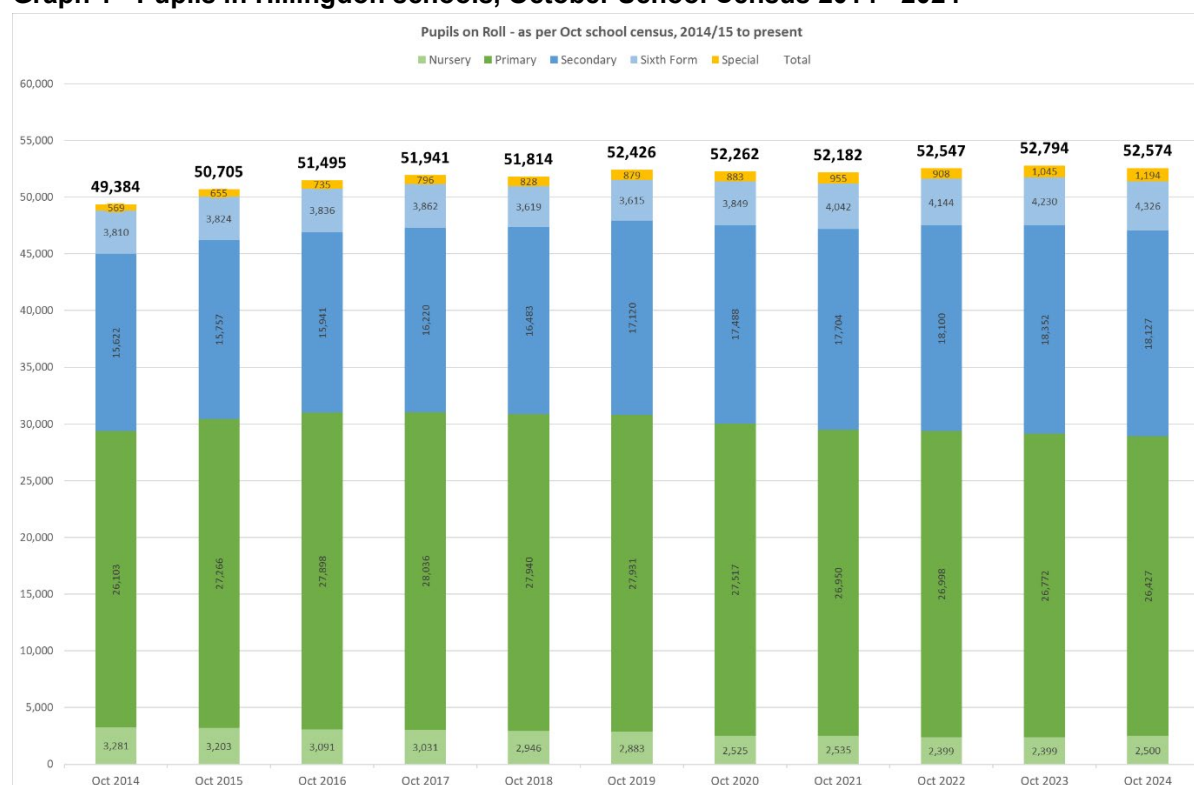
Type of Provision	Number of Places				Total
	Community	Academy	Voluntary Aided	Foundation	
Nursery Schools	1	0	0	0	1
Primary	29	23	10	6	68
Secondary	0	16	0	2	18
Special Schools	2	5	0	0	7
UTC / Studio Colleges	0	4	0	0	4
Alternative Provision	0	1	0	0	1
Total	32	49	10	8	99

Appendix 3 explains the definition for each type of provision.

Demand for education places

Hillingdon has the seventh highest number of pupils of the 32 London boroughs (DfE statistics June 2024). As you will see from the graph below, there has been a gradual increase in pupil numbers between 2014/15 and 2024/25, rising from 49,384 to 52,574, an increase of 6.5%, with the overall number being relatively consistent over the last 6 years.

Graph 1 - Pupils in Hillingdon schools, October School Census 2014 - 2024



(Please note that the slight discrepancy between the individual figures by phase, and the total figures for pupil numbers, is a result of who are dual registered in both mainstream and special schools)

However, the increase has not been across all ages, and there has been a 23.8% reduction in Nursery aged children. There are many factors that can affect the decision of a family when deciding if their child will attend an early years setting, so it is difficult to establish exactly the cause of the decline, but certainly some of the reduction is linked to the reducing birth rate which has fallen around 10% between 2016 and 2021 (see graph 2).

Table 2. Pupils in Hillingdon schools, October School Census 2014 - 2024

	Oct-14	Oct-24	Difference	Difference %
Nursery	3,281	2,500	- 781	- 24%
Primary	26,103	26,427	+ 324	+ 1%
Secondary	15,622	18,127	+ 2,505	+ 16%
Post 16	3,810	4,326	+ 516	+ 14%
Special	569	1,194	+ 625	+ 110%
Total	49,385	52,574	+ 3,189	+ 6%

The table above summarises the pupil on roll data from Graph 1, to show the movement in pupil numbers between 2014 and 2024, taken from the October school census each year, for each phase of education. As you can see, the impact of reducing pupil numbers in Nursery, is filtering through to the Primary sector where growth has slowed, and this impact will also affect the Secondary sector as pupils get older and continue to move through our schools.

Also apparent is the significant growth in pupils attending a special school over the last 10 years, where we have seen growth of 110% since 2014 (569 on roll in October 2014 school census, 1194 in October 2024). There is significant work under way to support children, young people and schools to provide sufficient places to meet this increasing demand within our [SEND and Alternative Provision Strategy 2023-28](#).

This work has included additional special school places, and an increase in the number of specialist provision places within our mainstream schools (Specialist Resourced Provision (SRP), and Designated Units (DU). The most recent SRP's and DU's open since January 2024, are providing an additional 72 places for children with SEND in the Borough.

Available capacity in schools

Based on the Published Admission Number for Hillingdon schools detailed in **Appendix 4**, the table below shows the total number of places available by phase, which are used to meet demand.

Table 3. October 2024 -Total number of places available by phase

	PAN	On Roll	Difference	Difference %
Infant	2,892	2,347	545	18.8%
Junior	3,926	3,235	691	17.6%
Primary	24,300	20,845	3,455	14.2%
Primary Phase	31,118	26,427	4,691	15.1%

	PAN	On Roll	Difference	Difference %
Secondary	18,565*	17,653	912	4.9%
Sixth Form	4,790	3,798	992	20.7%
UTC / Studio	1,600**	1,002	598	37.4%
Secondary Phase	24,955	22,453	2,502	10.0%

	Commissioned	On Roll	Difference	Difference %
Special Schools	1,074***	1,194	- 120	- 11.2%

*Secondary PAN excludes bulge classes

**UTC/Studio uses Physical Capacity in place of PAN

***Special Schools use LBH Commissioned Places in place of PAN

As you can see, there are sufficient places in both the primary and secondary phase in mainstream however, there is a high demand for special school places. There are projects already underway to close this gap and ensure that sufficient and appropriate provision will be in place to meet the needs of the children and young people of Hillingdon.

A greater challenge relates to the over-capacity in the Primary sector, where there are more places than required. Conversations continue with schools about ways to reduce the impact of this challenge, resulting in a range of options to consider, including reducing the PAN, alternative use of any space, and amalgamation for example.

There is also an excess of capacity in sixth form and in UTC / Studio College schools at the secondary phase. This is largely out of the control of the Council as 16 of the 18 sixth forms and all 4 UTC / Studio Colleges are academies and have their own admission policies.

Ofsted Inspection Outcomes

Hillingdon's Ofsted inspection outcomes demonstrate an improving picture when compared with the previous year. At the end of the 2023/24 academic year 94% of schools were judged as Good or Outstanding. This is 2% higher than 2022/23, and 4% higher than the England average as you can see from the table below. Further information on outcomes can be found in the [Education Standards Report](#) which is presented annually to Children, Families & Education Select Committee in March, and then signed off by the Cabinet Member for Children, Families & Education in April.

Table 4. End of 2023-24 Inspection Summary – Hillingdon verses England

	2023-24		2022-23	
Judgement	Hillingdon	England	Hillingdon	England
Outstanding	13%	13%	14%	16%
Good	81%	77%	77%	72%
Requires Improvement	6%	8%	8%	9%
Inadequate	0%	2%	1%	3%

2.5 Pupil Forecasting

School place planning is the comparison of the projected future demand for school places with current school capacity. This can highlight a projected over-supply or under-supply of places, either of which is managed through a delivery plan. The delivery plan needs to be flexible to cope with changing demographics, so that projects can be accelerated or slowed in response to actual demand. It is best practice to retain additional capacity between 5% - 10% during the year to support any transition and movement of pupils, therefore the LA aim to provide a surplus margin in line with these parameters, to ensure that the Council can place new arrivals, cope with higher than forecast demand and enable as many parents as possible to secure places at their preferred school.

Pupil forecasts are calculated by applying recent trends to current known population data. Hillingdon's forecasts of future Reception demand are mainly based on the number of births in Hillingdon 5 years before, with 7-year projections provided for secondary school places, based on existing pupils moving through their education. Hillingdon subscribes to the Greater London Authority (GLA)'s school roll projection service, which creates a roll projection based on the GLA population projections of the wards where pupils live. The underlying factors include:

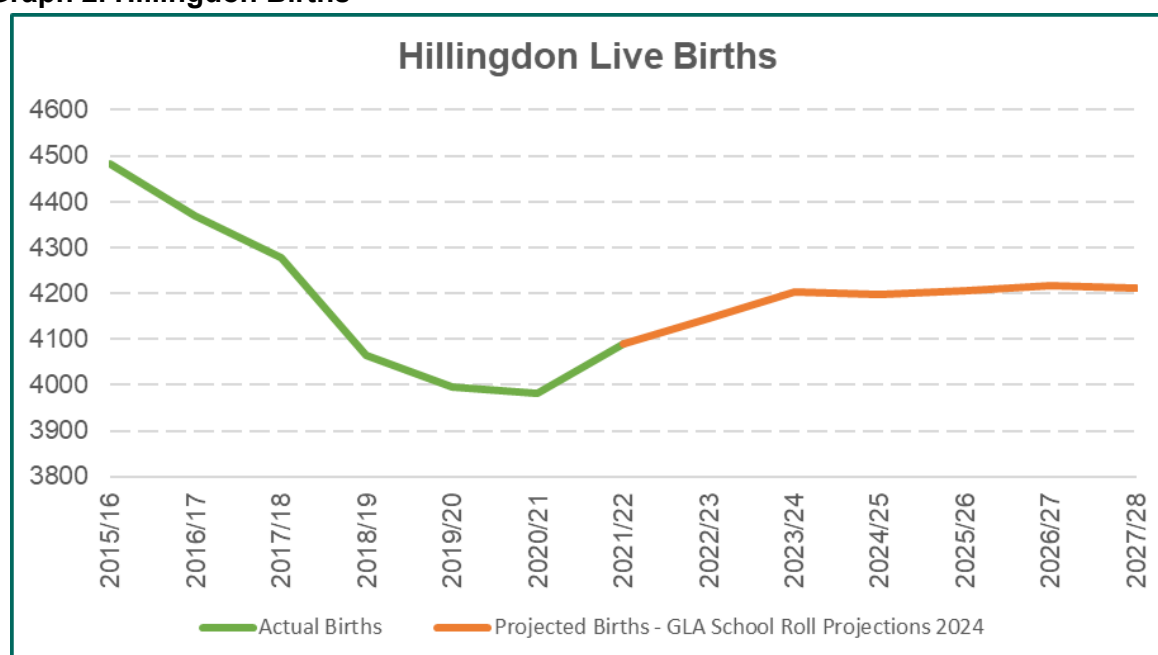
Development

The amount of development projected in the area will affect that authority's population projections and, in turn, its school roll projections. More development generally means that the Council will attract more people, and its population will therefore rise.

Births

The number of births in an area will have a direct impact on the number of children requiring school places four years later. In academic year 2021/22 (the latest available data), there were approximately 4,090 live births. This figure decreased each year from 2015/16 to 2020/21 but is projected to increase slightly in the short term, stabilising with an average of 4,200 live births per annum. The graph below shows the number of live births each academic year since 2015/16 and projections until 2027/28. This includes the latest available GLA data for the annual Schools Capacity survey (SCAP) 2024.

Graph 2. Hillingdon Births



Migration

Migration, both from other areas within the UK and internationally, can significantly influence population projections.

In-year growth is used here to mean new arrivals to Hillingdon applying for school places outside the usual start points of Reception and Year 7, including those starting after September in Reception and Year 7. The level of new arrivals will be influenced by many factors including the number of affordable housing units built and national issues.

Historically, Hillingdon has had net movement inwards, but this slowed from 2015 onwards and has seen a change, with net outwards movement from 2019-2021 which can be attributed to factors such as Brexit and Covid, where we have seen a change in the population within a number of communities. This is not forecast to change at the current time.

Another challenge for Hillingdon is due to Heathrow airport being in the Borough, and a subsequent increase in asylum-seeking families and refugees arriving in the UK. This has an impact on schools by increasing the level of mobility of pupils attending Hillingdon schools, as some families are resettled out of the Borough within a short timescale. Between September 2021 and January 2025, we have received 959 applications from asylum-seeking families residing in temporary Home Office accommodation in the Borough for Hillingdon schools.

3. Strategy

3.1 Place Planning

The Council aims to provide the right number of high-quality school places at the right time to meet the current and future need of children and young people in Hillingdon. In order to ensure the Council is able to meet its statutory duties and maintain an education system that is fit for purpose and financially viable, there are a range of actions required as outlined below.

The primary sector faces the most significant challenge with low or declining pupil numbers. This creates significant pressure on schools financially, impacting their capacity to deliver a strong viable curriculum offer, manage staffing within budget, and to be able to manage other commitments.

The total number of children attending secondary schools has continued to rise but is projected to stabilise by 2026/27, and then start to reduce, so there will be the same challenge to address in the secondary sector. Sixth Form projections follow a similar pattern to Secondary and will peak at 2025/26 but fall more slowly remaining above current pupil numbers.

The forecasts used in this Plan suggest that the total number of:

- Primary school pupils (R-Y6) on roll by 2030 / 31 will be 24,905, down 5.8% from October 2024 Census.
- Secondary school pupils (Y7-Y11), on roll by 2030 / 31 will be 17,675, down 2.5% from October 2024 Census.
- Sixth form pupils (Y12-Y13) on roll by 2030 / 31 will be 4,286, down 0.9% from October 2024 Census.

Ways to Manage Place Planning

PAN Reductions

While some surplus school places are required, it needs to be managed and controlled carefully, making sure that there is not an oversupply, which causes inefficiency and is not a good use of resources. This could be destabilising for schools leading to challenges with financial viability and quality issues. It is expected that schools will respond to any significant reductions in applications for places at their school, where appropriate, by consulting with the Council to discuss any potential reductions in their Published Admissions Number (PAN).

Table 5. PAN reductions in Hillingdon

Academic Year	Primary Community School	Primary Non-Community	Secondary
2021/22	0	3	0
2022/23	1	0	0
2023/24	4	5	1
2024/25	1	2	0
2025/26	2	0	0
2026/27	0	1	0

For the academic year 2024/25, the LA has agreed a reduction of PAN at 1 community primary school and 2 foundation primary schools. This will reduce the PAN by 30 places for each of the Foundation schools and 21 places for the Community school – a total of 81 places.

For the academic year 2025/26, the LA has formally agreed on the PAN reduction at 2 community primary schools. This will reduce the PAN by 30 places for each school – a total of 60 places.

For the academic year 2026/27, The admissions authority for 1 non-community school has formally agreed on a PAN reduction. This will reduce the PAN by 30 places for the school – a total of 30 places.

Gradual Opening

When new school places become available either at a new school or as part of an expansion project, not all the classes are open to pupils in the first year. Usually only the lowest year group will open in the first year and these pupils will gradually move up through the school one year at a time. This phased approach ensures the best use of resources and manages the new entrants to the school in an efficient way, safeguarding the school from over-supply. We are not due to open any mainstream schools but are hoping to open additional specialist provision over the next few years to meet growing demand.

Capped PANs

In addition to the permanent reductions in PANs shown above, in consultation with schools, temporary reductions or 'caps' can also be implemented. Capping a school's PAN is a measure which seeks to alleviate some of the logistical and financial difficulties associated with low or falling rolls. Capping is undertaken on the understanding that, should there be a sudden influx of pupils that cannot be placed, schools are expected to admit up to the Published Admission Number if needed.

Federating a Governing Body

At a time of increasing school autonomy, the need for schools to work collaboratively is greater than ever. There are a variety of ways schools can do this, from informal partnerships to more formal arrangements involving shared governance. This provides economies of scale for both

(or more) schools, as they are able to share resources and assets along with best practice across the sites.

In England, Council-maintained schools have the option of becoming a federation, in which the separate schools' governing bodies become a single governing body with responsibility for all the schools in the federation.

The London Borough of Hillingdon currently has one federated governing body within the Borough. Two previous federated governing bodies have since successfully amalgamated their Infant and Junior Schools to become a Primary school.

Amalgamations

The Council believes that the amalgamation of linked Infant and Junior schools is a positive way to develop, and this will help to create and maintain successful, sustainable, and viable Schools. The Council recognises that the education landscape is ever-changing, and this needs to be taken into account along with the individual circumstances of schools.

The Council has ten Infant, and ten Junior Schools within the Borough, all of whom could benefit from amalgamating and becoming primary schools. Four schools successfully amalgamated to become primary schools in September 2021.

Infant and junior schools can be particularly vulnerable to financial and organisational pressures as they only have less year groups to deploy their teaching staff, and less opportunity to share resources across the school.

The Governing Board of Grange Park Junior School and the London Borough of Hillingdon, with the support of the Governing Board of Grange Park Nursery and Infant School, are consulting in the Spring term of 2025 on a proposal for the two schools to amalgamate to form a single three-form entry foundation primary school for children aged 3 to 11 years with effect from 1st September 2025. The Council is also engaged in conversations with other Infant and Junior schools across the Borough in relation to potential future amalgamations.

For more information on the process of school amalgamations within Hillingdon maintained schools please refer to [Hillingdon schools' amalgamation policy](#).

Marketing the school

Schools have the ability to influence parental opinions or choice, in a range of matters including Ofsted inspections or other matters unrelated to education. It is important that schools engage with the wider community and publicise the positive news about their provision and achievements to prospective families and others.

There are range of ways this can happen, and includes:

- Greater social media presence – Twitter/Instagram
- School Fairs / Open days / Events
- Target and engage with feeder schools or settings across the area to promote the school
- Local media
- Active engagement with the community, and offer the school premises for events and activities
- Opportunities to showcase the school and the pupils to celebrate achievements

Vacant Caretaker Properties

Hillingdon has already actively identified vacant properties across the Borough that are suitable for teaching children and young people. This is often creating additional provision for children with SEND, who require smaller class sizes, and a higher ratio of staff to children, which is ideal for this type of building. The future of any of these buildings will be considered and reviewed as necessary.

Closures

The Department for Education guidance on school closures includes a presumption not to close. All options will have been exhausted to avoid school closure although ultimately, where there is no alternative long-term option, this may have to be considered.

As a very last resort and in line with population statistics we may have to consider school closures in the future where it is in the best interests of children to do so and by meeting the relevant legislation and statutory guidance.

Satellite Provision

Satellite provision is needed when a school requires additional space at another site in order to admit more children on their roll. This can support other schools by using their vacant spaces, and supplement their income, and also encourage collaboration and partnership working to improve efficiency and best practice. There are currently 2 examples of this in Hillingdon.

Bulge Classes

A bulge class is an additional class added to a Primary or Secondary school to cope with additional demand for school places, normally in a particular area. The Council plans for a small oversupply of places in all year groups in order to provide a level of flexibility with in-year places that may be required. This allows for:

- growth between January and July
- unexpected growth above forecast levels
- new arrivals to Hillingdon above those forecast to arrive
- some pupil movement between schools to satisfy parental preference, or to meet the needs of children and young people

3.2 Childcare and Early Education

The Council has a statutory duty (contained in the Childcare Act 2006 and 2016) to ensure, as far as reasonably practicable, that there are sufficient childcare places to ensure that families can:

- access the funded early education entitlements for their child
- take up, or remain in work
- undertake education or training, which could reasonably lead to work

Delivery of early learning and childcare provision in Hillingdon is through a mixed market of private and voluntary providers, including childminders, day nurseries and pre-schools, and through schools, including academies. Hillingdon has:

- 181 registered childminders
- 57 school-based nurseries
- 144 Private Voluntary and Independent (PVI) settings
- 1 Council-maintained nursery school

Five schools have consulted to change their age range to be able to offer funded places to eligible children from the term after their second birthday. For 2 of the schools this took effect

September 2024 and for the other 3 this will take effect from September 2025. A further primary school has completed a consultation recently to lower their age range and another school is also considering making this change.

Provision of early education and childcare is vital for the local economy, and for developing stronger communities. The support delivered to Nursery settings in Hillingdon ensures that children are school ready when they move into statutory education and are best placed to achieve a Good Level of Development at the end of the Early Years Foundation Stage.

The Council aims to ensure that all children have access to provision that is 'Good' or better, which is the case for 100% of group care settings that have been inspected up to August 2024 (data source: 'Childcare providers and inspections as of 31st August 2024'). Support for settings to improve is provided by the Early Years Quality Improvement Team, who provide training and support to settings on a range of pedagogical and curriculum-based topics. Ongoing support is focused on settings being confident to demonstrate their knowledge and understanding of the EYFS and next steps for children's learning.

Planned Growth

The childcare market remains relatively stable, and the Council receives regular enquiries from group childcare providers interested in establishing new or additional provision within the Borough, albeit that the availability of suitable premises remains the biggest hurdle to new providers in establishing their business.

Where a provider ceases to operate, a new or alternative provider frequently opens in their place, ensuring the sufficiency of childcare for the local community. However, there are wards in the Borough where sufficiency of early years childcare remains a challenge, and the Families' Information Service continues to work with group childcare providers, childminders, and school nurseries to increase provision in response to rising demand. This varies according to the age of children and the type of funded entitlement that children are eligible for. For example, the Wards where there are the biggest shortfalls in funded childcare for disadvantaged two-year-olds, are Charville, Harefield Village, Heathrow Villages, Hillingdon East and Wood End. For children whose parents qualify for the working parent's entitlement to funded childcare, the Wards with the biggest challenge for insufficient funded childcare are Colham & Cowley, Hayes Town, Harefield Village, Heathrow Villages, Pinkwell, Uxbridge and Wood End.

The priority for place planning is ensuring that there are sufficient places for children aged under two who will be eligible for up to 30 hours of funded childcare. The Council will continue to engage with all new and existing childcare Providers, including Childminders, schools, and private nursery settings, to ensure we are able to provide sufficient places for all children across Hillingdon.

As detailed earlier, the live birth rate in Hillingdon has fallen in the last 5 years and is projected to stabilise at this lower level over the next 2-3 years. However, parents' entitlement to funded childcare for 2-year-olds increased from April 2024, with working families now entitled to up to 15 funded hours of childcare per week, over 38 weeks a year. This entitlement was extended to children from nine months old, from September 2024.

Families must meet eligibility criteria to qualify, and children can only receive funded childcare from the term after they are nine months old. In September 2025, this entitlement expands to offer up to 30 hours funded childcare a week, for 38 weeks a year, for eligible children.

In response to the expected increased demand, additional places will be needed, although it is expected that some existing childcare places will convert from family funded provision, to provision that is partly paid by the Council and partly paid by families. The Council are working with settings to understand what the full impact of these changes is likely to be and will look for appropriate solutions and additional capacity in response, especially for children aged under two years old. This will include:

- working with existing providers to look at expansion or opening new settings
- promoting the childcare sector to prospective childminders
- supporting the government early years recruitment campaign

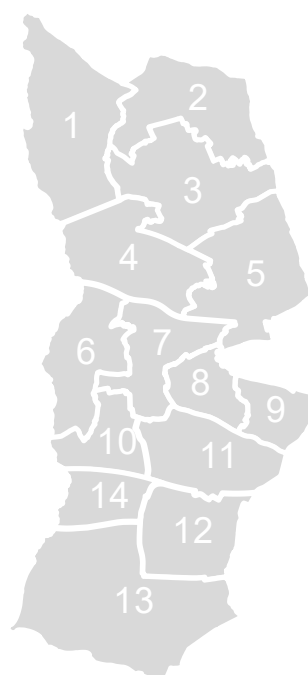
3.3 Primary Place Planning

In Hillingdon, the statutory duty to plan school places (for Reception to year 11) is undertaken by assessing places in pupil planning areas (PPAs). The Council has a duty to provide a “reasonable offer” of a school place to all children. In the primary phase, a “reasonable offer” is one that is within 2 miles of home. Hillingdon uses 14 PPAs which are broadly based on Hillingdon’s electoral ward boundaries. By dividing the Borough into 14 primary planning areas, Officers can ensure that places are provided near to where children live. However, children can travel across planning areas to attend school, particularly when they live close to the borders.

The table below outlines the number of schools in each area, and **Appendix 5** shows which schools are within each planning area.

Table 6. Planning Areas

Planning Area Number	Number of Schools
PPA 1	2
PPA 2	5
PPA 3	6
PPA 4	2
PPA 5	10
PPA6	7
PPA7	5
PPA8	5
PPA9	4
PPA10	3
PPA11	9
PPA12	3
PPA13	2
PPA14	5



The forecast for the Borough of Hillingdon is below, and forecasts are shown by Planning Area and set out in **Appendix 6**. These planning areas provide the basis for the annual DfE School Capacity (SCAP) return submitted in the Summer term that determines the level of grant funding the Council is allocated. They are groups of schools, defined by geography and

admissions patterns, wherein a sufficiency of places across the group will generally ensure every child can access a local school place (even if some schools are oversubscribed).

School Place Planning and Admissions Officers liaise with schools individually and collectively to discuss current demand for places, future demand for places and any projects that need to be completed to ensure there are sufficient school places. Officers from the team also engage with planning authorities, local councillors, residents and communities, faith groups, developers, and Central Government.

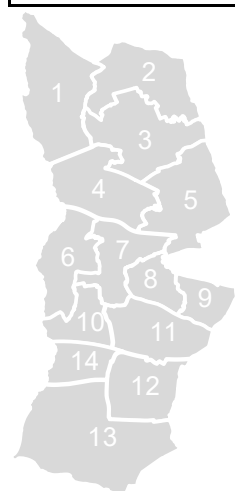
Primary Projections

Applications on National Offer Day for Reception in 2024 were 345 places less than projected, although some of this gap is likely to be filled by late applications. Approximately half of our primary phase schools are full, currently. Surplus places have risen overall but are expected to stabilize over the next few years. Surplus places are often concentrated in a small number of primary schools across the Borough.

Officers are working closely with primary schools regarding the large number of surplus places due to PAN reductions and continue to monitor other schools that may also have surplus capacity in the next few years. These reductions will be managed in line with the options in the strategy outlined above.

Reception Pupil Forecast – The London Borough of Hillingdon

Table 7. Reception Pupil Forecast for the London Borough of Hillingdon							
Year	24/25	25/26	26/27	27/28	28/29	29/30	30/31
Year-on-Year +/-	-97	+4	+98	-109	+49	-27	-27
Reception Surplus	596	562	464	573	524	551	578



Number on Roll (Reception only)	
Year	NOR
23/24	3,761
24/25	3,664
25/26	3,668
26/27	3,766
27/28	3,657
28/29	3,706
29/30	3,679
30/31	3,652

Number on Roll (Whole phase)	
Year	NOR
23/24	26,820
24/25	26,587
25/26	26,275
26/27	26,095
27/28	25,751
28/29	25,456
29/30	25,181
30/31	24,905

“Reception Pupil Forecast” shows the year-on-year change in projections e.g., for the whole Borough, 2024/25’s reception projection is 97 pupils lower than the 2023/24 census actuals.

“Reception Surplus” has been added to show the expected number of vacant school places against the approved PAN for each year.

“Number on Roll” is using January Census actuals for 2023/24, and projections for future years.

3.4 Secondary Place Planning

Secondary aged children are expected to travel longer distances to school. A reasonable offer for a secondary place is one that is within 3 miles of home. However, secondary planning areas allow the Council to understand localised pressures for schools and where additional places would help more children attend a school near to where they live. However, this must be balanced with any resource implications.

The October 2024 census shows a fall in secondary numbers for the first time since 2014 (225 less than October 2023). In general, year 7 admissions are beginning to slow, but pressure in this phase still remains as some schools are currently accommodating bulge classes. There is also a higher number of pupils in years 10-11 due to a combination of in-year admissions, and the additional capacity for those year groups in two studio colleges and two UTC schools which attract pupils from out of Borough.

The Year 7 roll in October 2024 was 64 above the number of offers made on National Offer Day. This is primarily due to pupils at Guru Nanak Sikh Academy (an all-through school) aging through from year 6 to 7 without needing to apply for a place.

Preferences for Year 7 in September 2024 and actions

National Offer Day was 1st March 2024, and although most secondary school pupils attend a school two miles from home or nearer, some pupils choose to travel further including in and out of the Borough. In 2024, 541 Hillingdon residents were offered Out of Borough schools, which is 4 more than 2023. The Council use two different metrics:

- a. Ensuring every resident pupil has a school place – increasing the supply of places in schools in the Borough if necessary.
- b. The proportion of resident pupils gaining one of their top preferences – which includes them securing places in out of Borough schools.

The council received 3,576 secondary school applications for September 2024, and ninety-five per cent of pupils were offered one of their preferred places, which is the same as 2023.

Hillingdon also achieved slightly higher than the London average for applicants offered one of their top three preference schools at 89.45 per cent, compared to London's 89.26 per cent. From those, 69.37 per cent of Hillingdon pupils received their first choice.

Secondary projections

Parental choice fills most secondary schools but leaves capacity in some schools underutilised. Some of this capacity can be further than 3 miles away from the pupils' homes who require a place and may mean that children need to travel further to access a place. This complicates the process of pupil place planning as projections can assume all places are equally full and popular which is not the case for all schools. This demonstrates the need for analysis at a PPA level to ensure a true reflection of demand, and ensure pupils have a school place close to home where possible.

The tables below show the most recent projections, with secondary pupil numbers (including sixth form) continuing to rise to a peak in 2025/26 before starting to fall. It is best practice to retain additional capacity between 5% - 10% during the year to support any transition and movement of pupils, therefore the LA aim to provide a surplus in line with above parameters.

Year 7 Pupil Forecast – The London Borough of Hillingdon

Table 8. Year 7 Pupil Forecast for the London Borough of Hillingdon							
Year	24/25	25/26	26/27	27/28	28/29	29/30	30/31
+/-	-9	-43	+15	-11	-71	-94	-85
Year 7 Surplus	179	162	147	158	229	323	408



Number on Roll (Year 7 only)	
Year	NOR
23/24	3,612
24/25	3,603
25/26	3,560
26/27	3,575
27/28	3,564
28/29	3,493
29/30	3,399
30/31	3,314

Number on Roll (Whole phase)	
Year	NOR
23/24	22,430
24/25	22,724
25/26	22,944
26/27	22,931
27/28	22,801
28/29	22,669
29/30	22,343
30/31	21,961

The actual number of offers made to schools in the Borough on 2024 National Offer Day (including to pupils with EHCPs) was 3,710, slightly below the overall PAN, and the latest projections. However, we expect late applications, and in-year admissions will add to this and as a result, 60 extra Year 7 places were added by schools to allow offers within a reasonable distance for places in September 2024.

Secondary rolls are far less linked to locality than primary, and more to parent's preferences and perception of the education experience, high standards, faith, and their willingness to travel to a school of choice. Each year, we review the projections, school census data and national offer day data to check and understand where projections are most accurate. Although the current forecast is for a reduction in surplus capacity in the short term, the longer-term forecast is a continued reduction after 2027 / 28 as you can see from the table above. We continue to work with schools to ensure we are able to meet our statutory duties, and the demand for places, and ensure that schools remain financially viable during this time of fluctuating demand.

3.5 Post 16 Planning

The Education and Skills Act 2008 applies to any person who has ceased to be of compulsory school age, has not reached the age of 18, and has not attained a level 3 qualification. The Council works in partnership with schools, stakeholders and the local Further Education colleges to ensure young people aged 16-18 (and up to the age of 25 for those who have an Education, Health and Care Plan (EHCP)) have access to a range of opportunities to continue their education or training at a wide range of post-16 providers, apprenticeships, and supported internships.

The total number of young people aged 16 to 18 are in Education, Employment and Training is 7570.

In September 2025, a new provision will be opening at Barra Hall in Uxbridge, which was acquired by Harrow, Richmond & Uxbridge Colleges (HRUC) and will cater for young people who have Severe or Moderate Learning Difficulties (SLD or MLD) which was identified as a

gap in provision in Hillingdon. HRUC's partnerships with Heathrow will provide great pathways for supported internship opportunities as well as industry insight for young people with SEND.

In partnership with HRUC we also saw the launch of the Vocational Carousel which saw 55 young people between the ages of 14-16 take part in a 1 day a week 6 week programme, allowing them to experience a post 16 provision, and open up opportunities when they finish Year 11 education. This programme has also been listed in the new (RONI) Risk of NEET indicator guidance by the DfE.

The Council is developing its post 16 offer for young people with additional needs through a variety of strategies:

- A newly created Post 16 transition guidance document with RONI indicator tool which helps schools identify the risk of NEET cohorts.
- A Post 16 SEND pathways information sheet created by our very own supported interns working within the Council.
- A Post 16 prospectus that now includes every special school available, to show young people with SEND the varying provisions, as well as a host load of videos to support their understanding.
- A preparing for adulthood document which is clear and will align with the local offer.

Through the 14–19-year-old steering group, headteachers agreed that NEET prevention and vocational pathways for 14–16-year-olds were directions that the Borough should take. This group will continue to develop solutions during the coming year for this identified priority.

Following the success of our 14-19 steering group we have seen the following:

- Vocational Carousel
- GCSE results hub
- ELEVATE mentoring supporting 3 schools.
- Hillingdon Connect Programme delivered by SPARK! Supporting 25 vulnerable young people across secondary and college.

3.6 Special Education Needs and Disabilities (SEND) - Special Schools & Alternative Provision

There are two community special schools and five academy special schools in Hillingdon, all of which are full, as demand is high. The largest growth in demand is for pupils with Autism Spectrum Conditions, many with additional complex secondary needs.

The Council also use Independent Non-Maintained Special Schools (INMSS) to educate a number of pupils, where their needs cannot be met within our own special schools. The majority of these are within the Borough, but some children and young people travel outside the Borough for specialised provision. The Council have been working very hard to reduce the number of children in INMSS provision and ensure that local state-funded provision is available.

This has resulted in additional local capacity being planned and provided to meet the needs of these children and young people, including additional special school places, and specialist provision within mainstream schools. However, it will take time for the current cohort pupils to transition from their current INMSS provision which will remain under review.

SEND & AP Strategy 2023-28

The Hillingdon Local Area SEND and Alternative Provision Strategy for CYP with SEND sets out key priorities for the next 3 years in developing further new, ambitious, and innovative specialist provision that meets the need of Hillingdon CYP locally. Within the new strategy there are five Ambitions that focus on early intervention, inclusion, SEND sufficiency, post 16 provision and Social, Emotional, and Mental Health (SEMH) needs, as well as on Alternative Provision. The Council's SEND governance structure has been redesigned to reflect these, and new Ambition Groups have been created to ensure progress on outcomes. The Ambition Group 3 has a specific focus on specialist provision and monitors the progress of all new developments as well as managing any changes required in existing specialist provision to make it sustainable and to meet the current and future demand.

Ambition 3



Provision meets the needs of Hillingdon's children and young people

The intended outcomes of this group are:

- The proportion of children with EHCPs in mainstream and SEND schools is in line with national.
- Children who require specialist provision are placed without delay in appropriate local provision.
- Children and young people and their families are positive about their experiences of the SEND provision in Hillingdon and tell us the services are meeting their needs.
- Review of banding is completed through co-production with stakeholders and a new model created which is fit for purpose long term, ensures equity, and supports children appropriately in all settings.
- The number of placements in SRPs increases, developing areas of expertise and outstanding practice across the borough.
- Mainstream settings access outreach support from local SEND schools to further develop outstanding inclusive practice.
- Alternative Provision in Borough meets needs and is used effectively to improve outcomes by supporting transition back into mainstream at the earliest opportunity.
- A reduction in SEND transport demand as more children will be attending their local school

As most of the new specialist provision has been created within the primary sector our next step is to develop a continuum of support through to secondary provision, with additional Specialist Resource Provision's (SRP's) and Designated Unit's (DU's).

Dedicated Schools Grant (DSG) deficit recovery safety valve agreement

Hillingdon Council is one of the many Local Authorities that have successfully secured a Safety Valve agreement with the DfE. This is as a result of the deficit in the Dedicated Schools Grant (DSG) High Needs block, which funds SEND provision for children and young people in Hillingdon. Rising demand and costs have put pressure on the DSG and the LA has developed a DSG Deficit Recovery Programme following the 'safety valve' agreement which has supported revenue and capital funding required for the Borough. Ensuring there is appropriate provision to meet Hillingdon's children and young people's needs is a key strategic priority for the Council, underpinned by sufficient resource and capability to ensure timely and successful delivery. The purpose of the recovery plan is to:

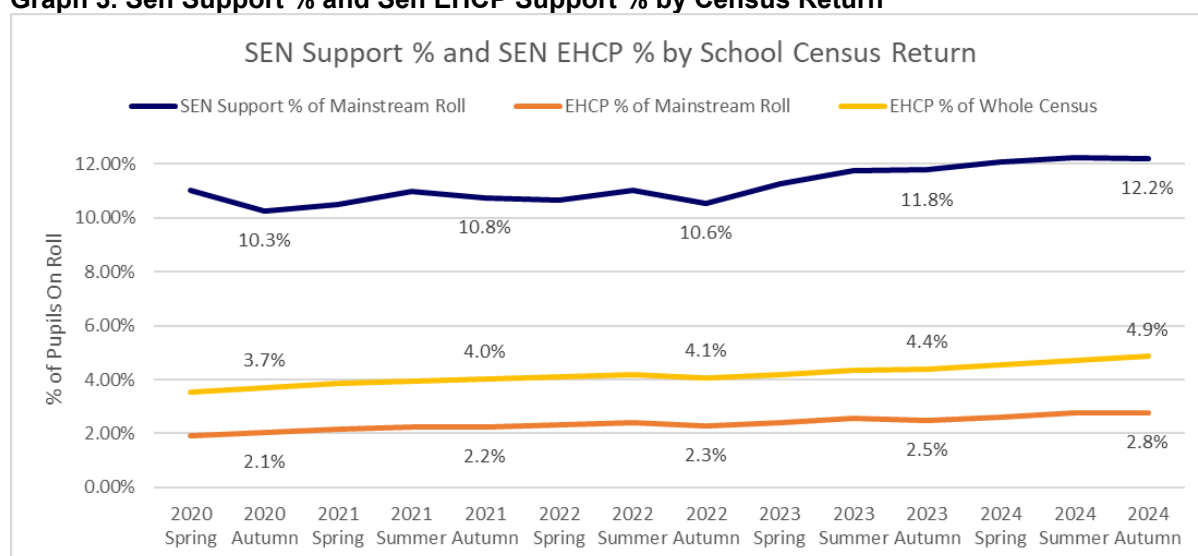
- Put mainstream inclusion and high-quality SEND services at the heart of education in Hillingdon

- Reduce total costs of specialist placements
- Add more local maintained specialist places in the Borough in line with the needs of our children and young people
- Embed financial sustainability

Extra specialist places are being developed in Hillingdon in the next few years to meet the rising demand, to minimise use of independent provision and longer travel times for children and young people. The aim is to maximise the use of local maintained education spaces and promote integration of pupils into mainstream where possible. Projects selected have been delivered in partnership with schools and academies that have surplus physical capacity and have commitment to inclusion and expertise in managing change.

Hillingdon's SEND Context

Graph 3. Sen Support % and Sen EHCP Support % by Census Return



Children with SEND Support and EHCPs in mainstream have increased term on term since we launched the strategy. In Autumn 2023, 11.8% of our children and young people in mainstream settings were receiving SEND Support, and 2.5% of our children and young people in mainstream settings were in receipt of an EHCP. In Autumn 2024, 12.2% were in receipt of SEND Support, up by 0.4%, and 2.8% were in receipt of an EHCP in mainstream schools, up by 0.3%. This evidences that more children and young people on SEN Support and with EHCPs are being educated in mainstream schools. There is still a significant difference between primary and secondary SEND children attending mainstream schools across the borough – primary children with EHCPs are currently at 3% and secondary is 2.5%.

Table 9. Changes in SEND Support and EHCP levels in mainstream schools (based on Autumn census data for each year):

	2022-23		2023-24		2024-25	
	SEN Support	SEN EHCP	SEN Support	SEN EHCP	SEN Support	SEN EHCP
Primary Phase	11.8%	2.4%	13.0%	2.6%	13.4%	3.0%
Secondary Phase	9.1%	2.2%	10.3%	2.3%	10.7%	2.5%
All Through School	7.5%	1.5%	7.8%	1.9%	8.4%	2.2%
Mainstream Total	10.6%	2.3%	11.8%	2.5%	12.2%	2.8%

EHCPs Maintained by Hillingdon: As of October 2024, there are 3,452 EHCPs, a 3% increase since January 2020. This number fluctuates due to various factors, including pupils moving in and out of the borough (internal SEND data)

EHCPs in Hillingdon Schools: As of October 2024, there are 2,548 pupils with EHCPs attending Hillingdon schools, a 32.1% increase since October 2020. Of these, 44.1% are in special schools, and 19.6% of pupils in Hillingdon special schools are from other local authorities. (October census data)

EHCP Growth: There has been a 40% increase in EHCPs maintained by Hillingdon since January 2020, with a recent slowdown in year-on-year growth to 4.6% in January 2024. (SEN2 data 2024)

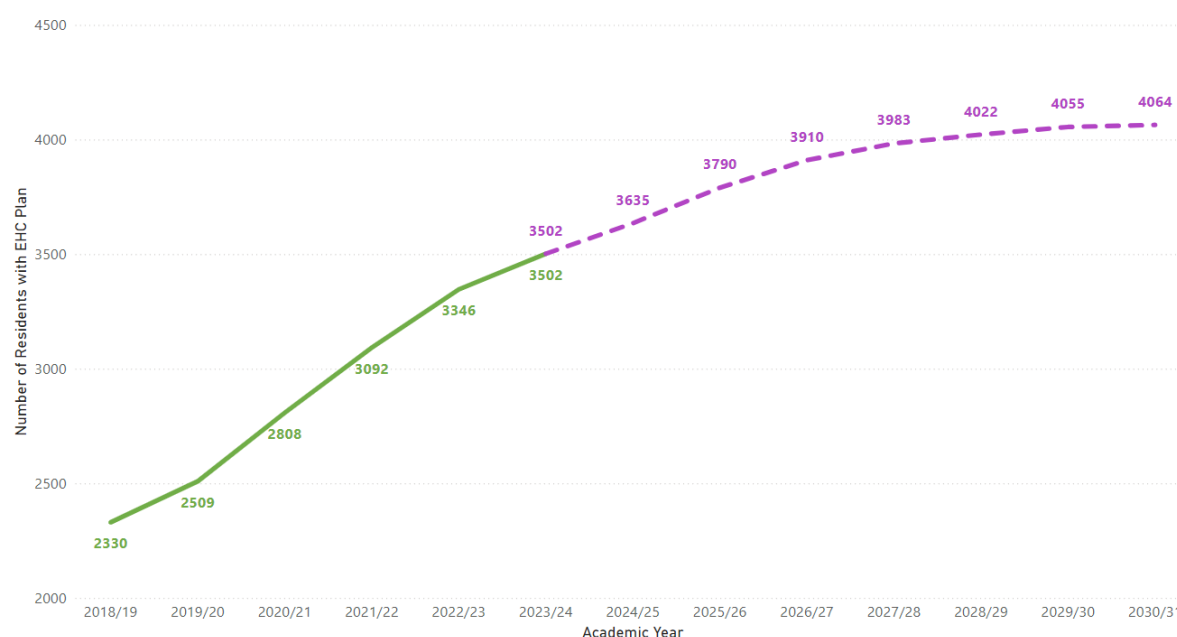
SEN Support: As of October 2024, 11.9% of Hillingdon pupils receive SEN support, below the national average of 13.6% (from DfE Census publication - “Schools, pupils and their characteristics”: Jan 2024).

EHCP Prevalence: As of October 2024, 4.8% of pupils in Hillingdon schools have an EHCP, matching the national average but below the London average of 5.1% (from DfE Census publication - “Schools, pupils and their characteristics”: Jan 2024).

Primary Need of Autism: The number of pupils with autism as their primary need has almost doubled from 976 in January 2019, to 1,915 in January 2024, and currently remains the highest need in the borough. (internal SEN data 2019 v SEN2 data 2024)

Special vs. Mainstream Schools: As of January 2024, 37.3% of EHCP pupils from Hillingdon attend special schools, higher than the national average of 33.8%. Meanwhile, 52.4% are in mainstream schools, below the national average of 56.3%. (SEN2 data 2024)

Graph 4. Hillingdon Residents with EHCPs – Actuals and 23/24-based Projections (based on January data each year)



Many of the pupils with new EHCPs require a specialist place, and at the Phase Transfer in February 2024 (transfer to Reception, Year 3, and Year 7), 48% of this cohort were placed at specialist provision. The majority of primary need was Autistic Spectrum Disorder (ASD) but many of the pupils had a complex combination of needs. Other London Councils (and Council's nationally) are experiencing similar increases, as parents and schools request assessments and more pupils are diagnosed with complex issues soon after birth.

Special schools have expanded but the demand from resident pupils requiring specialist provision continues to grow, ahead of the planned expansions, new schools, and other specialist provision that opened in 2024.

It is clear that in addition to supporting more pupils to remain within mainstream settings, additional specialist provision capacity must be added, including SRPs and DUs. This will ensure that less pupils will need to be placed out of Borough from Reception onwards.

Diagram 1. A Spectrum of Provision



As you can see in the diagram above, there is a graduated approach to the structure of our education provision, starting with mainstream school for the overwhelming majority of pupils, and reaches specialist provision for pupils with the most complex needs. It is expected that pupils will access the level of educational provision that best meets their individual needs, which are assessed and reviewed regularly by a range of professionals.

SRPs and DUs provide additional specialist facilities on a mainstream school site for a small number of pupils. In an SRP pupils spend most of their time in mainstream classes whereas pupils in a DU spend the majority of their time outside mainstream classes, only attending them for a few lessons. There are 221 specialist places across the 1 Early Years Assessment Base, 15 SRP's, and 2 DU's, with 159 places in primary and 62 places in secondary, to meet the needs of pupils requiring some specialist support and therapies.

Current Position

Below are several tables to explain the type of special schools within Hillingdon, and the number of pupils by year group. We are able to meet a range of needs across the schools, and there is a mix of Community and Academy schools. There is only 1 special school that can accommodate primary and secondary pupils, and the other 6 schools have fixed age ranges.

Table 10. October 2024 – Special Schools in LBH

School	School Type	Designated Need
Grangewood School	Academy	SLD/PMLD/MSI
Hedgewood School	Community	MLD/ASD
Meadow High School	Community	MLD (Complex)
Moorcroft School	Academy	SLD/PMLD/MSI
Pentland Field School	Academy	MLD/ASD
Willows School Academy Trust	Academy	SEMH/MLD/ASD
The PRIDE Academy	Academy	SEMH

Current total special school rolls are set out in the table below. The total roll is now 1,124, a rise of 7.6% presented in the School Organisation Plan 2024 (1,045 in October 2023), and an overall rise of 41.7% in the past 6 years (793 in October 2018). The majority of the pupils are Hillingdon residents although some schools near borough borders take higher levels of out of borough pupils.

Table 11. October 2024 – Primary Special School Roll

School Name	Nursery	R	1	2	3	4	5	6	Total
Grangewood	1	9	20	17	27	24	19	16	133
Hedgewood	-	8	15	27	34	30	40	35	189
Pentland Field	13	5	5	-	5	13	6	11	58
The Willows	-	-	-	7	19	14	21	22	83
Primary Total	14	22	40	51	85	81	86	84	463

Table 12. October 2024 – Secondary Special School Roll

School Name	7	8	9	10	11	12	13	14	Total
Meadow	45	46	41	34	35	18	38	26	283
Moorcroft	25	17	21	16	17	21	17	12	146
Pentland Field	13	13	14	22	16	12	15	10	115
The PRIDE Academy	27	23	20	18	23	5	1	-	117
Secondary Total	110	99	96	90	91	56	71	48	661

Extra places currently in development – DfE funded capital programmes

There are currently 3 DfE funded and managed Free School projects, which will create additional places. All these places will be commissioned for Hillingdon residents and will reduce out of Borough provision and costs, though some cross-borough movement and use of specialist provision will always be needed.

Free School Projects

- **Grand Union Village** is a new primary Severe Learning Difficulties /Profound Multiple Learning difficulties (SLD/PMLD) school with 80 new places. The build was completed in the Autumn Term 2023 but is being used to decant pupils from Grangewood to allow for the building of the new Pinn River school.
- **New Pinn River** Free School with 80 additional places that include expanded SLD/ PMLD/ Multi-Sensory Impairment MSI provision which is due to open January 2026. This all through school will provide places for pupils currently in satellite provisions at Pinkwell Primary School and RNIB Sunshine House within the Eden Trust.
- **New Special Free School** – Confirmation received 1st March 2023 that Hillingdon were successful in its bid for 180 place Special Free School for pupils who have ASD with complex needs. Original timeline for project was September 2025 / 2026 completion

Demand for additional places

With the additional places being provided above, the additional SRP and DU provisions that are in the process of being made available this academic year, and projected falling school rolls, it is expected that the Council will be able to meet the increasing demand. This work will continue alongside workstreams in the new SEND & AP Strategy, to align the needs of the pupils with the most appropriate provision, and a desire to ensure mainstream schools are inclusive and can meet a range of needs. New admissions guidance for special schools is being created to enable parents and schools to better understand the needs each of our

special schools can meet, and this will allow a better understanding of the projection of needs coming through the system. Data will be closely monitored moving forwards to ensure that there are sufficient places to meet the needs of the children and young people across the borough.

The current challenge is to continue to develop more specialist provision within mainstream settings through SRPs and DUs in secondary schools. The recently increased provision in primary schools must now be reflected in secondary schools to ensure that pupils have appropriate pathways through transition. Around 65% of the total number of places in these SRPs and DUs are for pupils with ASD, which is our largest cohort, followed by pupils with Speech, Language and Communication Needs (SLCN) at around 14%. Projections suggest these two designations will continue to increase for the next 7 years.

Officers are engaging in a review of suitable opportunities. Once the review is complete, the Council will engage with secondary schools to discuss next steps. The review is expected to be completed by the summer at which time engagement with schools can begin. The intention is to identify any provision that is likely to have the capacity to accommodate a specialist provision within their current site in the short to medium term, to ensure that a cost-effective solution can be designed. This work will take place in partnership with schools and is expected to be completed by the end of the academic year 2024/25, after which time any necessary works can be agreed and planned.

In line with the Council's intentions, improved support and expertise for mainstream schools will help them to meet the needs of pupils with EHCPs and will be provided by the SEND Advisory Service. The numbers of pupils with EHCPs and SEND varies substantially between schools. In naming a specific school on an EHCP, the Council must take parental preferences into account, amongst other criteria, and contact schools where the parent has stated it as a preference on the EHCP. If the Council believes another school is equally suitable, it can be named, having considered the overall impact on the schools and the best provision for each child.

DfE Capital Grants for SEND expansion and improvements 2019-2024.

Since 2019, extra DfE capital grants for special needs have been allocated to Local Authorities each year. This grant can be used to provide more places, meet the needs of existing pupils through adaptation works, and reduce the use of expensive independent provision to support a reduction of deficits on the High Needs Block of the Dedicated Schools Grant. The grant funding has been used to adapt buildings and add extra classrooms and places at existing schools, with Member and schools' approval.

Capital Bid linked to Dedicated Schools Grant (DSG) deficit recovery safety valve agreement

A successful bid for additional capital grant funding was made to the DfE in March 2022 to deliver the projects in the DSG Deficit Recovery Programme. The table below provides a summary of the proposed projects that have been included in the bid. In total, there are 9 projects.

Table 13. Proposals included in bid for SEND Capital:

Provider	Description	Type	Phase	Type of SEND need	Number of additional places to be created
Meadow High School	Expansion by adaptations and small extension to create new 2nd site and demolish/ rebuild on main site.	Community Special School	Secondary	MLD (Complex)	98
New Special Free School Bid	ASD with complex needs	Site to be confirmed	All through School	ASD with complex needs	180
Pinkwell School (Elliot Trust)	Agree permanent status beyond 2024 of the temporary Unit used by Eden Trust 2022-24	Academy	Primary	SLD	N/A

The following projects have been completed since January 2024:

Charville Primary Academy (South)	Primary SRP	Academy Primary	Primary	ASD	16
Ruislip Gardens Primary School (North)	Primary ASD SRP integrated into school - working alongside the Nursery Assessment Centre	Community Primary School	Primary	ASD	16
Ruislip Gardens Primary School (North)	Specialist Assessment Centre	Community Primary School	Primary	ASD	16
Wood End Park Primary Academy (South)	Designated Unit	Academy Primary	Primary	ASD with Complex Needs	24

Eden Trust: Grangewood Primary & Moorcroft Secondary Special Schools.	Satellite provision of Grangewood and Moorcroft at Pinkwell	Academy Special	Grangewood Primary	SLD	16
			Moorcroft Secondary		24

The Council has already committed £22million towards these projects from the High Needs Grant.

Alternative Provision

Hillingdon's strategy for Alternative Provision (AP) has been aligned with the SEND strategy to create the Hillingdon Local Area SEND and Alternative Provision Strategy for Children and Young People 0-25 years, 2023-28. Ambition 5 of this strategy sets out our vision for AP which is that there is a flexible offer and range of intervention for children to access alternative provision.

The aim is for every child accessing Alternative Provision in Hillingdon to be:

- Given access to a diverse, imaginative, and engaging curriculum that is relevant, appropriate and includes core subjects
- Involved in developing a plan which focuses on their reintegration back into mainstream school, where appropriate
- Supported by a flexible, multi-disciplinary intervention according to need which considers the whole child within their family context
- Educated in their local community, where possible and appropriate

The main provider of AP in the Borough for children without a school place continues to be the Orchard Hill College and Academy Trust (OHCAT). The Council commissions places with OHCAT for children who are:

- Permanently excluded
- Newly arrived in the Borough
- Unable to attend school due to medical reasons

There are typically around 45 students accessing AP as a result of a permanent exclusion, 20 who have newly arrived in the Borough and 20 who are unable to attend their mainstream setting due to medical reasons.

Hillingdon successfully launched a Dynamic Purchasing System (DPS) for AP in May 2024 allowing officers to create and maintain an approved pool of AP providers to ensure market availability and best value to meet the needs of the children in the Borough who require access to alternative provision.

There are four Lots within Hillingdon's DPS:

- Lot 1: Full time education provision
- Lot 2: Part time education provision
- Lot 3: Bespoke provision
- Lot 4: Support for post-16 Education and Preparation for Adulthood

There are currently 27 AP providers signed up to the DPS, providing officers with a broad range of provisions to consider when seeking alternative provision for a Hillingdon child.

3.7 Next Steps

The School Organisation Plan has set out the responsibilities the Council holds with regards to school place planning for early years, mainstream and special provision. The continued review of data and options provided will allow Officers to be able to meet their statutory duty of ensuring sufficient school places within Hillingdon.

The Council will continue to engage with schools and settings at the appropriate time to respond to any changing needs and demands and will ensure that the relevant committees and groups remain updated on progress. This will include strategic groups such as Schools Strategic Partnership Board (SSPB). As a Council we will ensure we are able to adjust to both increases and reductions in demand for school places, working in partnership with our schools and partner

Appendices

Appendix 1: Glossary of Terms

Primary Needs:

- **ASC/ASD:** Autism Spectrum Condition/Disorder/Autism
- **SEMH:** Social, Emotional and Mental Health
- **HI:** Hearing Impairment
- **MLD:** Moderate Learning Difficulties
- **MSI:** Multi-Sensory Impairment
- **PD:** Physical Difficulties
- **PMLD:** Profound and Multiple Learning Difficulties
- **SLD:** Severe Learning Difficulties
- **SLCN:** Speech, Language and Communication Needs
- **VI:** Visual Impairment

Broad Categories of SEND:

- **Social, Emotional and Mental Health Difficulties (SEMH):** Children and young people may experience a wide range of social and emotional difficulties which manifest themselves in many ways. These may include becoming withdrawn or isolated, as well as displaying challenging, disruptive, or disturbing behaviour. These behaviours may reflect underlying mental health difficulties such as anxiety or depression, self-harming, substance misuse, eating disorders or physical symptoms that are medically unexplained. Other children and young people may have disorders such as attention deficit disorder, attention deficit hyperactive disorder or attachment disorder.
- **Sensory and/or physical needs:** Some children and young people require special educational provision because they have a disability that prevents or hinders them from making use of the educational facilities generally provided in a mainstream setting. This includes pupils with visual impairment (VI), hearing impairment (HI) or a multi-sensory impairment (MSI) who are likely to require specialist support and/or equipment to access their learning or support. It also includes those with a severe physical disability (PD).
- **Cognition and Learning:** Learning difficulties cover a wide range of needs, including moderate learning difficulties (MLD), severe learning difficulties (SLD) - where children are likely to need support in all areas of the curriculum and have associated difficulties with mobility and communication - through to profound and multiple learning difficulties (PMLD). Children with PMLD are likely to have severe and complex learning difficulties as well as a physical disability or sensory impairment. This range of needs also includes specific learning difficulties (SpLD), which encompasses a range of conditions such as dyslexia, dyscalculia, and dyspraxia.
- **Communication and Interaction:** Children and young people with speech, language, and communication needs (SLCN) have difficulty in communicating with others. They may have difficulty with one, some or all of the different aspects of speech, language, or social communication at different times of their lives. This area includes those children and young people with autism who also are likely to have difficulties with social interaction, and with language, communication, and imagination, which can impact on how they relate to others.

Other Terms or Acronyms:

- **Academy:** Schools controlled and funded directly by the Secretary of State for Education and include academies, free schools, UTC schools, studio schools, academy special schools, alternative provision academies and academy boarding schools.
- **Alternative Provision:** Education arranged by Local Authorities for pupils who because of exclusion, illness, or other reasons, would not otherwise receive suitable education; education arranged by pupils on a fixed period exclusion; and pupils being directed by schools to off-site provision to improve behaviour.
- **DfE:** Department for Education is the national body responsible for education, children's services, higher and further education policy.
- **EHCP:** An EHCP details the education, health and social care support that is to be provided to a child or young person who has SEN or a disability. It is drawn up by the Council after an EHC needs assessment of the child or young person has determined that an EHC plan is necessary, and after consultation with relevant partner agencies.
- **ESFA:** Education and Skills Funding Agency (formerly EFA): national body responsible for school funding, delivering Free Schools and monitoring academies.
- **EYFSP:** Early Years Foundation Stage
- **EYQT:** Early Years Quality Improvement Team
- **FE:** Form of Entry, this describes a Reception class of 30 pupils and the seven classrooms that are needed for the class to work their way through the school
- **GLA:** Greater London Authority
- **LA:** Local Authority
- **LBH:** London Borough of Hillingdon
- **Mainstream School:** School provision other than special schools, hospital schools, alternative provision, i.e., mainstream community schools, voluntary-aided, trust, foundation, or grammar schools.
- **Maintained School:** A school that is funded by a local education authority.
- **NOR:** Number on roll, this is a count of the number of pupils in an educational facility.
- **PAN:** Published Admission Number
- **PRU:** Pupil Referral Unit also known as Alternative Provision for those not willing or able to attend mainstream school for a short period or long term.
- **RSC:** Regional Schools Commissioner acts on behalf of the Secretary of State for Education and is responsible for intervening when academies or sponsors are underperforming, arranging sponsors for new academies, and advising on new free schools.
- **PVI:** Private Voluntary and Independent Nurseries
- **SCAP:** School Capacity Survey, is an annual return by SBC to the ESFA to explain projected shortfalls in school places. SEND and PRU places are not captured in this return
- **SEND:** Special Education Needs and Disabilities, refers to pupils with an EHCP, these pupils will attend a mainstream school possibly in a Resourced Unit or a Special School
- **Specialist Resource Provision (SRP):** Are special provisions within a mainstream school where the children are taught mainly within separate classes.
- **Special School:** A school which is specially organised to make special educational provision for pupils with SEND.

Appendix 2 – Breakdown of Academy Trusts

Multi-Academy Trust	LBH Schools by Phase						Total Trust Schools in LBH	LBH Schools in Trust
	Primary	Secondary	All-Through	Studio College / UTC	Special School	Alternative Provision		
The Rosedale Hewens Academy Trust	3	2		2			7	Brookside Primary School, De Salis Studio College, Hewens College, Hewens Primary School, Parkside Studio College, Rosedale College, Rosedale Primary School
Vanguard Learning Trust	3	2					5	Field End Junior School, Hermitage Primary School, Ruislip High School, Ryefield Primary School, Vyners School
LDBS Frays Academy Trust	4						4	Cowley St Laurence CofE Primary School, Laurel Lane Primary School, St Martin's Church of England Primary School, St Matthew's CofE Primary School
Partnership Learning	1	3					4	Coteford Junior School, Harefield School, Northwood School, Queensmead School
The Park Federation Academy Trust	4						4	Cranford Park Academy, Lake Farm Park Academy, West Drayton Academy, Wood End Park Academy
Middlesex Learning Partnership	2	1					3	Barnhill Community High School, Belmore Primary Academy, William Byrd Primary Academy
The Eden Academy					3		3	Grangewood School, Moorcroft School, Pentland Field School
The Elliot Foundation Academies Trust	3						3	Hillingdon Primary School, John Locke Academy, Pinkwell Primary School
Guru Nanak Sikh Academy Limited	1		1				2	Guru Nanak Sikh Academy, Nanaksar Primary School
Orchard Hill College Academy Trust					1	1	2	The Pride Academy, The Skills Hub
Activate Learning Education Trust				1			1	UTC Heathrow
Aspirations Academies Trust		1					1	Park Academy West London
The Diocese Of Westminster Academy Trust		1					1	The Douay Martyrs Catholic School
Veritas Educational Trust		1					1	Bishop Ramsey Church of England School
Total Schools in Multi-Academy Trusts	21	11	1	3	4	1	41	
Single-Academy Trust	LBH Schools by Phase						Total Trust Schools in LBH	LBH Schools in Trust
	Primary	Secondary	All-Through	Studio College / UTC	Special School	Alternative Provision		
Bishopshalt School		1					1	Bishopshalt School
Charville Academy	1						1	Charville Academy
Global Academy Utc Trust Limited		1					1	Global Academy
Haydon School		1					1	Haydon School
Swakeleys School For Girls		1					1	Swakeleys School for Girls
The Willows School Academy Trust					1		1	The Willows School
Uxbridge High School Academy Trust		1					1	Uxbridge High School
Total Schools in Single-Academy Trusts	1	5	0	0	1	0	7	
Total Schools in Academy Trusts	22	16	1	3	5	1	48	

Appendix 3 – Definitions of Types of School

Maintained Schools - overseen by the LA:

Community - the Council owns the buildings and determines admission arrangements.

Foundation - the governing body owns the school buildings, employs the staff and determines their own admission arrangements.

Voluntary Aided - a Trust or diocesan body own the building, employ the staff, and determine their own admission arrangements.

Non-maintained schools - independent from the local council:

Academies - the Trust owns or has a long lease on their site, they operate under a Funding Agreement with the Government and can follow a different curriculum.

Free Schools - schools that have opened as new academies, rather than being converted to an academy from a maintained school. A free school is still an academy and is funded and controlled in the same way as other academies.

Other schools

Independent - private schools (independent from the local council) where parents pay for the cost of their child's place.

Appendix 4 - School PAN Numbers by Type

The tables below give a list of primary, secondary, and special schools respectively, and their Published Admission Numbers (PANs) or Commissioned Places for the academic year 2024/25.

Primary and Infant Schools – Published Admissions Number 2024/25

School	Published Admissions Number (PAN)
Belmore Primary Academy	90
Bishop Winnington-Ingram CofE Primary School	30
Botwell House Catholic Primary School	90
Bourne Primary School	30
Brookside Primary School	60
Charville Academy	60
Cherry Lane Primary School	90
Colham Manor Primary School	90
Coteford Infant School	60
Cowley St Laurence CE Primary School	60
Cranford Park Academy	120
Deanesfield Primary School	90
Dr Triplett's CofE Primary School	60
Field End Infant School	90
Frithwood Primary School	60
Glebe Primary School	90
Grange Park Infant and Nursery School	90
Guru Nanak Sikh Academy	60
Harefield Infant School	60
Harlyn Primary School	60
Harmondsworth Primary School	30
Hayes Park School	90
Heathrow Primary School	60
Hermitage Primary School	60
Hewens Primary School	60
Highfield Primary School	60
Hillingdon Primary School	90
Hillside Infant School	60
Holy Trinity CofE Primary School	30
John Locke Academy	90
Lady Bankes Primary School	90
Lake Farm Park Academy	90
Laurel Lane Primary School	60
Minet Nursery and Infant School	120
Nanaksar Primary School	120
Newnham Infant and Nursery School	90
Oak Farm Primary School	90
Pinkwell Primary School	90

Rabbsfarm Primary School	90
Rosedale Primary School	60
Ruislip Gardens Primary School	60
Ryefield Primary School	60
Sacred Heart Catholic Primary School	90
St Andrew's CofE Primary School	30
St Bernadette Catholic Primary School	60
St Catherine Catholic Primary School	30
St Martin's Church of England Primary School	60
St Mary's Catholic Primary School	30
St Matthew's CofE Primary School	60
St Swithun Wells' Catholic Primary School	30
The Breakspear School	90
Warrender Primary School	60
West Drayton Academy	90
Whitehall Infant School	120
Whiteheath Infant and Nursery School	90
William Byrd Academy	90
Wood End Park Academy	120
Yeading Infant and Nursery School	120
TOTAL	4,260

Junior Schools – Published Admissions Number 2024/25

School	Published Admissions Number (PAN)
Coteford Junior School	81
Field End Junior School	90
Grange Park Junior School	90
Harefield Junior School	60
Hillside Junior School	60
Minet Junior School	120
Newnham Junior School	90
Whitehall Junior School	120
Whiteheath Junior School	90
Yeading Junior School	128
TOTAL	929

Secondary schools – Published Admission Numbers 2024/25 - excluding bulge classes

School	Published Admissions Number (PAN)
Barnhill Community High School	240
Bishop Ramsey Church of England School	186
Bishopshalt School	186
The Douay Martyrs Catholic School	240
Guru Nanak Sikh Academy	180
Harefield Academy	90
Harlington School	240
Haydon School	300
Hewens College	120
Northwood School	180
Oak Wood School	240
Park Academy West London	180
Queensmead School	240
Rosedale College	180
Ruislip High School	210
Swakeleys School for Girls	240
Uxbridge High School	230
Vyners School	240
Total Places	3,722

Special schools – Planned Place Numbers 2024/25

School	School Type	Designated Need	Commissioned Places
Grangewood School	Academy	SLD/PMLD/MSI	131
Hedgewood School	Community	MLD/ASD	190
Meadow High School	Community	MLD (Complex)	280
Moorcroft School	Academy	SLD/PMLD/MSI	141
Pentland Field School	Academy	MLD/ASD	162
Willows School Academy Trust	Academy	SEMH/MLD/ASD	60
The PRIDE	Academy	SEMH	110
Total Places	1,074		

Specialist Resource Provision/Designated Unit – Planned Place Numbers 2024/25

School	School Type	Designated Need	Commissioned Places
Primary			
Hayes Park School SRP	Foundation	ASD	13
Coteford Infant School SRP	Community	PD	3
Coteford Junior School SRP	Academy	PD	7
Deanesfield Primary School SRP	Community	SLCN	8
Pinkwell Primary SRP	Academy	SLCN	10
Glebe Primary SRP	Community	HI	11
Cherry Lane Primary SRP	Community	ASD	10
Lake Farm Park Primary SRP	Academy	ASD	13
St Martin's CE Primary SRP	Academy	ASD	12
Charville Academy SRP	Academy	ASD	16
Ruislip Gardens Primary School SRP	Community	ASD	16
Ruislip Gardens Primary School Assessment Centre	Community	All	16
Wood End Park Academy DU	Academy	ASD	24
Secondary			
Oak Wood School SRP	Foundation	ASD	12
Harlington School SRP	Foundation	Physical and Sensory Disabilities	6
Harlington School DU	Foundation	ASD	16
Northwood SRP	Academy	SLCN	10
Vyners SRP	Academy	HI	18
Total Places			221

Appendix 5 – Schools by Planning Area

Planning Area Number	Schools within Planning Area	Number of Schools
PPA 1	Harefield Infant School & Harefield Junior School	2
PPA 2	Frithwood Primary School, Harlyn Primary School, Hillside Infant School, Hillside Junior School & Holy Trinity CofE Primary School	5
PPA 3	Bishop Winnington-Ingram CofE Primary School, Coteford Infant School, Coteford Junior School, Warrender Primary School, Whiteheath Infant and Nursery School & Whiteheath Junior School	6
PPA 4	Glebe Primary School & The Breakspear School	2
PPA 5	Bourne Primary School, Deanesfield Primary School, Field End Infant School, Field End Junior School, Lady Bankes Primary School, Newnham Infant and Nursery School, Newnham Junior School, Ruislip Gardens Primary School, Sacred Heart Catholic Primary School & St Swithun Wells' Catholic Primary School	10
PPA 6	Cowley St Laurence CE Primary School, Hermitage Primary School, John Locke Academy, St Andrew's CofE Primary School, St Mary's Catholic Primary School, Whitehall Infant School & Whitehall Junior School	7
PPA 7	Highfield Primary School, Hillingdon Primary School, Oak Farm Primary School, Ryefield Primary School & St Bernadette Catholic Primary School	5
PPA 8	Charville Academy, Grange Park Infant and Nursery School, Grange Park Junior School, Hayes Park School & Hewens Primary School	5
PPA 9	Belmore Primary Academy, Brookside Primary School, Yeading Infant and Nursery School & Yeading Junior School	4
PPA 10	Colham Manor Primary School, Rabbsfarm Primary School & St Matthew's CofE Primary School	3
PPA 11	Botwell House Catholic Primary School, Dr Triplett's CofE Primary School, Guru Nanak Sikh Academy, Lake Farm Park Academy, Minet Nursery and Infant School, Minet Junior School, Nanaksar Primary School, Rosedale Primary School & Wood End Park Academy	9
PPA 12	Cranford Park Academy, Pinkwell Primary School & William Byrd Academy	3
PPA 13	Harmondsworth Primary School & Heathrow Primary School	2
PPA 14	Cherry Lane Primary School, Laurel Lane Primary School, St Catherine Catholic Primary School, St Martin's Church of England Primary School & West Drayton Academy	

		5
--	--	---

Appendix 6 – Forecasting by Planning Area

Forecasting by Planning Areas

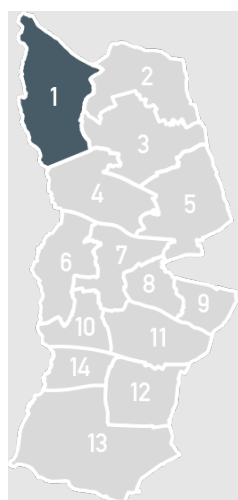
The following sections include the school place forecasts at a planning area level from the SCAP 24 submission. The map illustrates the 14 primary planning areas within the London Borough of Hillingdon followed by forecasts for the North and South of the Borough for secondary schools.

“Reception Pupil Forecast” shows the year-on-year change in projections. “Reception Surplus” has been added to show the expected number of vacant school places against the approved PAN for each year.

“Number on Roll” is using January Census actuals for 2023/24, and projections for future years.

Reception Pupil Forecast – PPA 1

Reception Pupil Forecast							
Year	24/25	25/26	26/27	27/28	28/29	29/30	30/31
Year-on-Year +/-	+10	-1	+3	-2	+1	-1	0
Reception Surplus	14	15	12	14	13	14	14
Harefield Infant School & Harefield Junior School							



Number on Roll (Reception only)	
Year	NOR
23/24	36
24/25	46
25/26	45
26/27	48
27/28	46
28/29	47
29/30	46
30/31	46

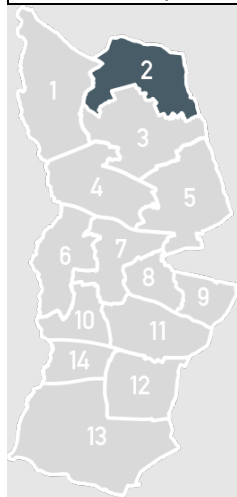
Number on Roll (Whole phase)	
Year	NOR
23/24	357
24/25	359
25/26	349
26/27	355
27/28	354
28/29	349
29/30	341
30/31	339

This area is predominantly rural and very isolated from the rest of the borough, it is surrounded by Hertfordshire with one lone village served by an infant and junior school which must have sufficient capacity to meet local demand. The year groups fluctuate, and this has caused both schools budget and class management problems.

A PAN reduction to 60 took effect in September 2023 to reflect the size of most year groups. This ensures that all local and sibling demand can be met and give the school and its pupils stability. Some of the current roll are not local but travel in long distances, using the school for convenience as it is near parental work

Reception Pupil Forecast – PPA 2

Reception Pupil Forecast							
Year	24/25	25/26	26/27	27/28	28/29	29/30	30/31
Year-on-Year +/-	-2	-12	+4	-4	+3	-2	0
Reception Surplus	18	30	26	30	27	29	29
Frithwood Primary School, Harlyn Primary School, Hillside Infant School, Hillside Junior School & Holy Trinity CofE Primary School							



Number on Roll (Reception only)	
Year	NOR
23/24	194
24/25	192
25/26	180
26/27	184
27/28	180
28/29	183
29/30	181
30/31	181

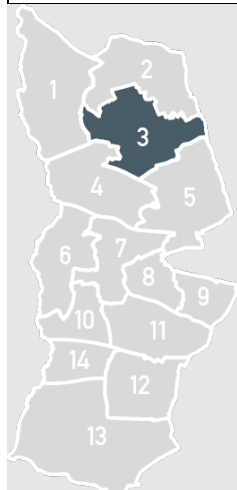
Number on Roll (Whole phase)	
Year	NOR
23/24	1,364
24/25	1,365
25/26	1,346
26/27	1,326
27/28	1,299
28/29	1,292
29/30	1,288
30/31	1,278

This PPA is affected by fluctuating demand and has experienced a trend of decline in numbers since 2016.

PAN reductions in 2 of the 5 schools took place with effect from September 2023. Projections show stable rolls going forward within this revised PAN.

Reception Pupil Forecast – PPA 3

Reception Pupil Forecast							
Year	24/25	25/26	26/27	27/28	28/29	29/30	30/31
Year-on-Year +/-	+2	+3	-9	-6	+2	-2	-1
Reception Surplus	26	23	32	38	36	38	39
Bishop Winnington Ingram CofE, Coteford Infant, Coteford Junior, Warrender, Whiteheath Infant & Nursery & Whiteheath Junior School							



Number on Roll (Reception only)	
Year	NOR
23/24	212
24/25	214
25/26	217
26/27	208
27/28	202
28/29	204
29/30	202
30/31	201

Number on Roll (Whole phase)	
Year	NOR
23/24	1,574
24/25	1,581
25/26	1,554
26/27	1,535
27/28	1,516
28/29	1,481
29/30	1,457
30/31	1,433

Previous pressure led to the expansion of one school. Numbers had fallen suddenly in 2020/21 for one school which is 1FE, currently with 15% vacancy.

Numbers have been reviewed with the proposal to reduce the PAN approved for 1 school which took effect in September 2024.

There is some pupil movement between PPAs 3, 4 & 5. Therefore, securing sufficient capacity across these areas has been factored into the LA's plans.

Reception Pupil Forecast – PPA 4

Reception Pupil Forecast							
Year	24/25	25/26	26/27	27/28	28/29	29/30	30/31
Year-on-Year +/-	-6	-2	0	-6	+2	-2	0
Reception Surplus	21	23	23	29	27	29	29
Breakspear Primary School & Glebe Primary School							



Number on Roll (Reception only)	
Year	NOR
23/24	165
24/25	159
25/26	157
26/27	157
27/28	151
28/29	153
29/30	151
30/31	151

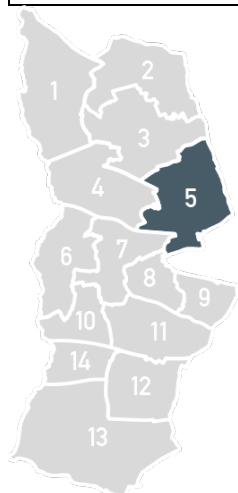
Number on Roll (Whole phase)	
Year	NOR
23/24	1,192
24/25	1,177
25/26	1,155
26/27	1,130
27/28	1,094
28/29	1,076
29/30	1,064
30/31	1,047

The two schools in this PPA have historically been popular and full as they attract applications from outside the immediate area.

This area has some moves between PPA 4 and PPA 5. No changes are proposed at this point.

Reception Pupil Forecast – PPA 5

Reception Pupil Forecast							
Year	24/25	25/26	26/27	27/28	28/29	29/30	30/31
Year-on-Year +/-	+7	+4	-21	-18	+4	-4	-2
Reception Surplus	85	101	82	94	86	82	82
Bourne Primary School, Deanesfield Primary School, Field End Infant School, Field End Junior School, Lady Bankes Primary School, Newnham Infant and Nursery School, Newnham Junior School, Ruislip Gardens Primary School, Sacred Heart Catholic Primary School & St Swithun Wells' Catholic Primary School							



Number on Roll (Reception only)	
Year	NOR
23/24	496
24/25	503
25/26	507
26/27	486
27/28	468
28/29	472
29/30	468
30/31	466

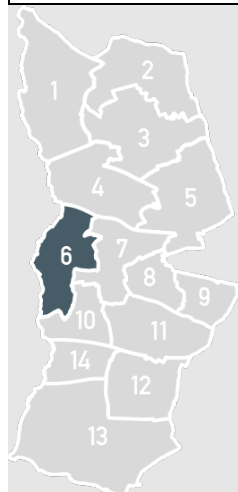
Number on Roll (Whole phase)	
Year	NOR
23/24	3,650
24/25	3,588
25/26	3,507
26/27	3,433
27/28	3,367
28/29	3,299
29/30	3,256
30/31	3,218

This area has a concentration of residential development, though pupil movement is limited by geographical constraints such as RAF Northolt and major roads. Predicted demand is affected by cross-borough movement as the two largest schools are close to the border with Harrow.

The cross-border movements and overlap with PPA 3 have been fully considered. It was agreed to reduce the PAN of an Infant and Junior school by 30 from September 2023.

Reception Pupil Forecast – PPA 6

Reception Pupil Forecast							
Year	24/25	25/26	26/27	27/28	28/29	29/30	30/31
Year-on-Year +/-	-4	-5	+9	-19	+6	-2	-1
Reception Surplus	36	11	2	21	15	17	18
Cowley St Laurence CE Primary School, Hermitage Primary School, John Locke Academy, St Andrew's CofE Primary School, St Mary's Catholic Primary School, Whitehall Infant School & Whitehall Junior School							



Number on Roll (Reception only)	
Year	NOR
23/24	358
24/25	354
25/26	349
26/27	358
27/28	339
28/29	345
29/30	343
30/31	342

Number on Roll (Whole phase)	
Year	NOR
23/24	2,499
24/25	2,494
25/26	2,468
26/27	2,418
27/28	2,379
28/29	2,355
29/30	2,321
30/31	2,289

This area includes Uxbridge Town Centre and a number of residential areas. One of these is the large development on the former RAF Uxbridge base which will include 1,300 new homes. Demand for places has increased and is expected to grow further as the site is developed. A new 3FE primary school opened in September 2014 but before the housing was occupied. Therefore, the school was temporarily an over-provision that filled with a significant number of applications from outside PPA 6, as Uxbridge is convenient for many parents. This has created some distortion with siblings from miles away, but will correct over time, and led to erratic forecasts.

The area is closely monitored, as the development and sales of new homes progress. A PAN reduction has been approved for an infant/junior school of 1FE with effect from September 2025. There is expected to be sufficient capacity locally, given the spaces nearby in PPA 7.

Reception Pupil Forecast – PPA 7

Reception Pupil Forecast							
Year	24/25	25/26	26/27	27/28	28/29	29/30	30/31
Year-on-Year +/-	+9	-10	+7	-3	+5	-1	-2
Reception Surplus	61	71	64	67	62	63	65
Highfield Primary School, Hillingdon Primary School, Oak Farm Primary School, Ryefield Primary School & St Bernadette Catholic Primary School							



Number on Roll (Reception only)	
Year	NOR
23/24	290
24/25	299
25/26	289
26/27	296
27/28	293
28/29	298
29/30	297
30/31	295

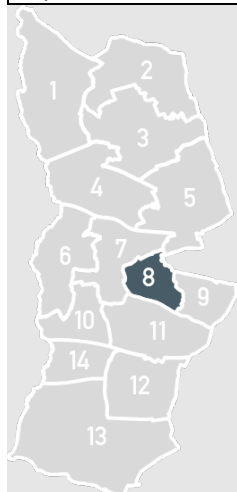
Number on Roll (Whole phase)	
Year	NOR
23/24	2,215
24/25	2,174
25/26	2,142
26/27	2,116
27/28	2,084
28/29	2,062
29/30	2,032
30/31	2,026

This is a predominantly residential area, just south of the central Uxbridge area. Demand for places has declined in two schools.

The recent pattern of household moves, and of pupils travelling to schools outside their planning area across PPA 6, 7, 8, 9, 11 is being carefully monitored. It is hoped that careful decisions on a few PAN reductions in these areas will have a wider stabilizing impact across all the schools in this PPA.

Reception Pupil Forecast – PPA 8

Reception Pupil Forecast							
Year	24/25	25/26	26/27	27/28	28/29	29/30	30/31
Year-on-Year +/-	-14	+10	-1	-9	+1	-3	-2
Reception Surplus	42	41	35	44	41	41	43
Charville Academy, Grange Park Infant and Nursery School, Grange Park Junior School, Hayes Park School & Hewens Primary School							



Number on Roll (Reception only)	
Year	NOR
23/24	288
24/25	274
25/26	284
26/27	283
27/28	274
28/29	275
29/30	272
30/31	270

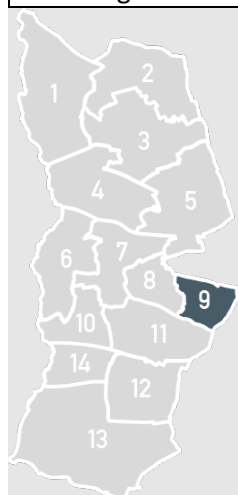
Number on Roll (Whole phase)	
Year	NOR
23/24	2,045
24/25	2,016
25/26	1,967
26/27	1,934
27/28	1,916
28/29	1,881
29/30	1,873
30/31	1,851

Demand has slowed in the area. One Trust school did consult on reducing their PAN which took effect September 2023.

The recent pattern of household moves, and of pupils travelling to schools outside their planning area across PPAs 6,7,8,9,11 is being carefully monitored. Numbers have been reviewed and a PAN reduction of an Infant and Junior school by 1FE took effect in September 2024.

Reception Pupil Forecast – PPA 9

Reception Pupil Forecast							
Year	24/25	25/26	26/27	27/28	28/29	29/30	30/31
Year-on-Year +/-	-23	0	+5	-10	0	-2	-2
Reception Surplus	49	49	44	54	54	56	58
Belmore Primary Academy, Brookside Primary School, Yeading Infant and Nursery School & Yeading Junior School							



Number on Roll (Reception only)	
Year	NOR
23/24	244
24/25	221
25/26	221
26/27	226
27/28	216
28/29	216
29/30	214
30/31	212

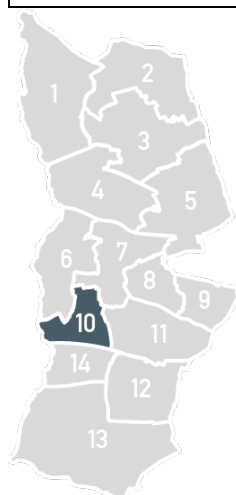
Number on Roll (Whole phase)	
Year	NOR
23/24	1,664
24/25	1,627
25/26	1,590
26/27	1,539
27/28	1,500
28/29	1,480
29/30	1,450
30/31	1,433

Demand for places is being monitored. This area is adjacent to PPA 11 and to the borough of Ealing and therefore can be affected by demand for places from outside the PPA/Borough.

The recent pattern of household moves, and of pupils travelling to schools outside their planning area across PPAs 6,7,8,9,11 is being carefully monitored. It is hoped that careful decisions on a few PAN reductions in these areas will have a wider stabilising impact across all the local schools. One school serving a distinct residential area, bordering Ealing, has had steadily declining rolls and has already been operating at 1FE below PAN in all year groups. The school reduced its PAN by 1FE from September 2023 to reflect this.

Reception Pupil Forecast – PPA 10

Reception Pupil Forecast							
Year	24/25	25/26	26/27	27/28	28/29	29/30	30/31
Year-on-Year +/-	+26	0	+16	-33	+2	-4	-3
Reception Surplus	-19	-19	-35	-2	-4	0	3
Colham Manor Primary School, Rabbsfarm Primary School & St Matthew's CofE Primary School							



Number on Roll (Reception only)	
Year	NOR
23/24	233
24/25	259
25/26	259
26/27	275
27/28	242
28/29	244
29/30	240
30/31	237

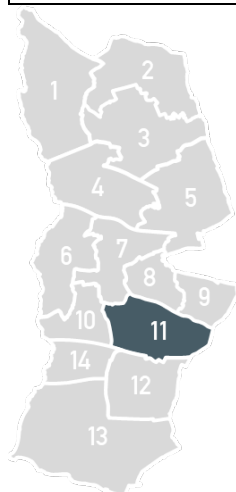
Number on Roll (Whole phase)	
Year	NOR
23/24	1,573
24/25	1,595
25/26	1,623
26/27	1,656
27/28	1,646
28/29	1,639
29/30	1,638
30/31	1,633

The three schools are popular and full. Forecast demand for places is expected to increase due to new housing being built in the area. We expect there are sufficient spaces in neighboring planning areas to compensate.

The schools in this PPA are popular and seem insulated from the higher volatility of movements in adjoining areas. No change to the number of places is proposed at this stage but the position will be closely monitored. Admissions for September 2024 show that there are sufficient places to meet demand with a margin of vacancies for in-year fluctuations. If the forecast increase in demand does occur, there are sufficient spaces in neighbouring planning areas to meet this need.

Reception Pupil Forecast – PPA 11

Reception Pupil Forecast							
Year	24/25	25/26	26/27	27/28	28/29	29/30	30/31
Year-on-Year +/-	-73	+20	+43	-9	+11	-1	-8
Reception Surplus	181	161	118	127	116	117	125
Botwell House Catholic Primary School, Dr Triplett's CofE Primary School, Guru Nanak Sikh Academy, Lake Farm Park Academy, Minet Nursery and Infant School, Minet Junior School, Nanaksar Primary School, Rosedale Primary School & Wood End Park Academy							



Number on Roll (Reception only)	
Year	NOR
23/24	612
24/25	539
25/26	559
26/27	602
27/28	593
28/29	604
29/30	603
30/31	595

Number on Roll (Whole phase)	
Year	NOR
23/24	4,252
24/25	4,221
25/26	4,219
26/27	4,301
27/28	4,250
28/29	4,217
29/30	4,135
30/31	4,065

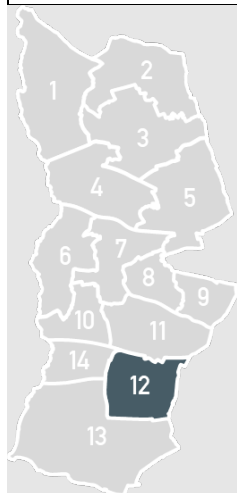
PPA 11 is a diverse area of the Borough, with more schools than any other. It has seen significant housing development, the new 'Grand Union Village' and new schools and expansion over the past decade. Nanaksar Primary (Sikh) opened with 4FE Reception entries in 2013 & 2014 but then had to suspend entries until Spring 2021. Demand in the area has remained relatively stable, with Nanaksar reopening at 4FE in Sept 2022 but struggling to attract more than 1FE of pupils. There are still external uncertainties in the size and timing of housing developments and likely child yield of new housing given the increasing business profile of the area near the Hayes Crossrail station.

This PPA is central to the largest concentration of population in the borough and the largest developments and is adjacent to PPAs 7, 8, 9, 10 and 12. It is also close to Heathrow so parents are affected by the changes due to the pandemic in permanent and more casual employment, and borders with Ealing where there may be future housing development affecting cross border flows.

Over two miles away from Nanaksar, serving a specific neighbourhood another school has had a reduction in its operating roll in the lower year groups from 5FE to 4FE. The proposal to reduce the PAN of the school took effect in September 2023. It is still the largest primary school roll, and higher than 3 secondaries.

Reception Pupil Forecast – PPA 12

Reception Pupil Forecast							
Year	24/25	25/26	26/27	27/28	28/29	29/30	30/31
Year-on-Year +/-	+21	+14	+31	+14	+11	+2	-1
Reception Surplus	46	32	1	-13	-24	-26	-25
Cranford Park Academy, Pinkwell Primary School & William Byrd Academy							



Number on Roll (Reception only)	
Year	NOR
23/24	275
24/25	254
25/26	268
26/27	299
27/28	313
28/29	324
29/30	326
30/31	325

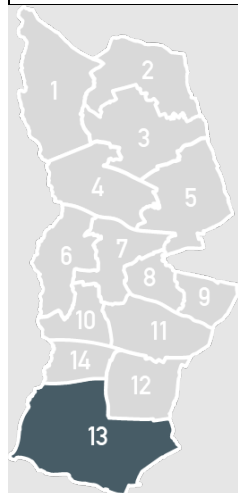
Number on Roll (Whole phase)	
Year	NOR
23/24	1,899
24/25	1,896
25/26	1,914
26/27	1,965
27/28	2,027
28/29	2,052
29/30	2,085
30/31	2,082

This area has experienced volatility in rolls due to changes of housing tenure linked to Covid and Heathrow uncertainty, leading to housing previously leased by the airport being used by families and increasingly by government agencies for temporary rehousing of vulnerable families.

This PPA borders with PPAs 11, 13 and 14 as well as Hounslow. Close monitoring will be undertaken but no further action is currently planned.

Reception Pupil Forecast – PPA 13

Reception Pupil Forecast							
Year	24/25	25/26	26/27	27/28	28/29	29/30	30/31
Year-on-Year +/-	-8	-2	+3	-1	0	0	-2
Reception Surplus	11	13	10	11	11	11	13
Harmondsworth Primary School & Heathrow Primary School							



Number on Roll (Reception only)	
Year	NOR
23/24	87
24/25	79
25/26	77
26/27	80
27/28	79
28/29	79
29/30	79
30/31	77

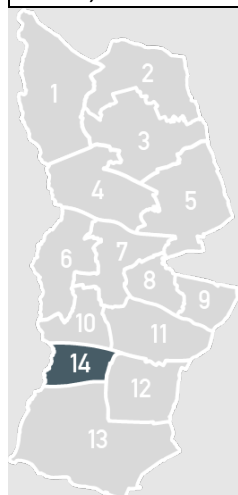
Number on Roll (Whole phase)	
Year	NOR
23/24	584
24/25	563
25/26	552
26/27	541
27/28	534
28/29	523
29/30	518
30/31	507

The two schools in this PPA serve distinct villages and communities, though there has been a change in the pupil population as more housing has been vacated and taken over by agencies for temporary housing.

The Heathrow Airport Expansion plan could resurface in the long term. There are currently no plans for changes, but close monitoring will be maintained.

Reception Pupil Forecast – PPA 14

Reception Pupil Forecast							
Year	24/25	25/26	26/27	27/28	28/29	29/30	30/31
Year-on-Year +/-	0	-15	+8	-3	+1	-5	-3
Reception Surplus	59	74	66	69	68	73	76
Cherry Lane Primary School, Laurel Lane Primary School, St Catherine Catholic Primary School, St Martin's Church of England Primary School & West Drayton Academy							



Number on Roll (Reception only)	
Year	NOR
23/24	271
24/25	271
25/26	256
26/27	264
27/28	261
28/29	262
29/30	257
30/31	254

Number on Roll (Whole phase)	
Year	NOR
23/24	1,952
24/25	1,931
25/26	1,889
26/27	1,846
27/28	1,785
28/29	1,750
29/30	1,723
30/31	1,704

This PPA contains a Crossrail station and has significant new housing and most of the local schools are full. A reasonable margin of capacity is needed but two schools have had declining and low rolls for some years.

This PPA borders with PPA10, 12 and 13 as well as South Bucks. No further action is planned yet.

Year 7 Pupil Forecast – SPA North

Year 7 Pupil Forecast							
Year	24/25	25/26	26/27	27/28	28/29	29/30	30/31
Year-on-Year +/-	+42	-6	-1	-28	-28	-38	-36
Year 7 Surplus	19	33	29	48	104	164	202
Bishop Ramsey Church of England School, The Douay Martyrs Catholic School, Harefield Academy, Haydon School, Northwood School, Queensmead School, Ruislip High School & Vyners School							



Number on Roll (Year 7 only)	
Year	NOR
23/24	1,598
24/25	1,640
25/26	1,634
26/27	1,633
27/28	1,605
28/29	1,577
29/30	1,539
30/31	1,503

Number on Roll (Whole phase)	
Year	NOR
23/24	10,239
24/25	10,315
25/26	10,428
26/27	10,394
27/28	10,341
28/29	10,317
29/30	10,163
30/31	9,991

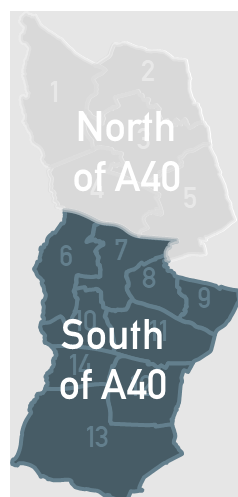
Rolls have stabilised at a high level, and revised projections show Year 7 intake have passed their peak, while total secondary roll will peak in Sept 2026. An 8% margin of spaces is necessary to ensure sufficient places due to parental preferences and this needs to be considered together with the south. All secondary schools in the north of the borough are academies, each with different admission criteria. All except one are rated good or outstanding, and all except two are over-subscribed with long waiting lists. In 2023 almost all vacancies were in two academies.

There is significant movement of pupils living to the south of the A40 travelling to schools north of the A40. 28% of pupils offered a place in a school in the north are resident in the south of the borough, compared to only 2% in the opposite direction. The operation of the different admission criteria and parental preferences creates unpredictable outcomes and changing sibling links. This fluctuates and requires a margin of spaces both north and south to absorb.

The Trust leading on the new secondary free school agreed in 2016/17, in Summer 2023 withdrew their application which has subsequently been agreed by the DfE.

Year 7 Pupil Forecast – SPA South

Year 7 Pupil Forecast							
Year	24/25	25/26	26/27	27/28	28/29	29/30	30/31
Year-on-Year +/-	-51	-37	+16	+17	-43	-56	-49
Year 7 Surplus	133	110	94	77	120	176	225
Barnhill Community High School, Bishopshalt School, Guru Nanak Sikh Academy, Harlington School, Hewens College, Oak Wood School, Park Academy West London, Rosedale College, Swakeleys School for Girls, Uxbridge High School							



Number on Roll (Year 7 only)	
Year	NOR
23/24	2,014
24/25	1,963
25/26	1,926
26/27	1,942
27/28	1,959
28/29	1,916
29/30	1,860
30/31	1,811

Number on Roll (Whole phase)	
Year	NOR
23/24	12,191
24/25	12,409
25/26	12,516
26/27	12,537
27/28	12,460
28/29	12,352
29/30	12,180
30/31	11,970

Rolls are beginning to stabilise in this area, and revised projections show Year 7 intake reached its peak in Sept 2023, and total secondary roll will continue to rise until Sept 2026. Numbers are very susceptible to changes in cross-borough flows and the perceived educational standards in schools. Each year, demand fluctuates with changes in the level of applications and the success rate for out of borough faith and selective schools.

As set out above, there is considerable mobility between north and south and out borough, which requires a margin above the projected numbers to accommodate fluctuation in parental preferences from year to year.

A planned 1.5FE expansion opened in Sept 2023. No other expansions are necessary at this time.